


CITY OF CASPER, WYOMING



COMPREHENSIVE ANNUAL FINANCIAL REPORT

Fiscal Year Ended June 30, 2011



CITY OF CASPER, WYOMING

COMPREHENSIVE ANNUAL FINANCIAL REPORT

Fiscal Year Ended June 30, 2011

Prepared by
Administrative Services Department

This page is intentionally left blank

CONTENTS

Introductory Section (Unaudited)	
Title page	i
Table of contents	ii
Letter of transmittal	vi
Principal officials	x
Organization chart	xi
Certificate of achievement	xii
Financial Section	
Independent Auditor's Report	2
Management's Discussion and Analysis (Unaudited)	4
Basic Financial Statements	17
Government-wide Financial Statements	
Statement of Net Assets	18
Statement of Activities	20
Fund Financial Statements	
Balance Sheet - Governmental Funds	24
Statement of Revenues, Expenditures and Changes in Fund Balances - Governmental Funds	26
Reconciliation of the Statement of Revenues, Expenditures, and Changes in Fund Balances of Governmental Funds To the Statement of Activities	28
Statement of Net Assets - Proprietary Funds	29
Statement of Revenues, Expenses, and Changes in Fund Net Assets - Proprietary Funds	31
Statement of Cash Flows - Proprietary Funds	33
Notes to Financial Statements	37
Required Supplementary Information	78
Schedule of Revenues, Expenditures and Changes in Fund Balance - Budget and Actual on Budgetary Basis - General Fund	79
Schedule of Funding Progress for Post-employment Healthcare Plan (Unaudited)	81
Note to Required Supplementary Information	82
Combining and Individual Fund and Other Supplementary Information	83
Major Capital Projects Funds	84
Schedule of Revenues, Expenditures and Changes in Fund Balance Budget and Actual on Budgetary Basis - Departmental Capital Projects - Capital Project Fund	85

CONTENTS (CONTINUED)


Combining and Individual Fund and Other Supplementary Information (Continued)	
Nonmajor Governmental Funds	86
Combining Balance Sheet - Other Governmental Funds	87
Combining Statement of Revenues, Expenditures and Changes in Fund Balances - Other Governmental Funds	88
Nonmajor Governmental Funds - Special Revenue Funds	89
Combining Balance Sheet - Nonmajor Governmental Funds - Special Revenue Funds	90
Combining Statement of Revenues, Expenditures and Changes in Fund Balances - Nonmajor Governmental Funds - Special Revenue Funds	92
Schedule of Revenues, Expenditures and Changes in Fund Balance Budget and Actual on Budgetary Basis - CDBG - Special Revenue Fund	94
Schedule of Revenues, Expenditures and Changes in Fund Balance Budget and Actual on Budgetary Basis - Weed and Pest - Special Revenue Fund	95
Schedule of Revenues, Expenditures and Changes in Fund Balance Budget and Actual on Budgetary Basis - Transportation Services - Special Revenue Fund	96
Schedule of Revenues, Expenditures and Changes in Fund Balance Budget and Actual on Budgetary Basis - Metropolitan Planning Organization - Special Revenue Fund	97
Schedule of Revenues, Expenditures and Changes in Fund Balance Budget and Actual on Budgetary Basis - Special Events Assistance Fund - Special Revenue Fund	98
Schedule of Revenues, Expenditures and Changes in Fund Balance Budget and Actual on Budgetary Basis - Police Grants - Special Revenue Fund	99
Schedule of Revenues, Expenditures and Changes in Fund Balance Budget and Actual on Budgetary Basis - Public Safety Communications Center	100
Schedule of Revenues, Expenditures and Changes in Fund Balance Budget and Actual on Budgetary Basis - Redevelopment Fund - Special Revenue Fund	101
Nonmajor Governmental Funds - Capital Projects Funds	102
Combining Balance Sheet - Nonmajor Governmental Funds - Capital Project Funds	103
Combining Statement of Revenues, Expenditures and Changes in Fund Balance - Nonmajor Governmental Funds - Capital Project Funds	104
Schedule of Revenues, Expenditures and Changes in Fund Balance Budget and Actual on Budgetary Basis - Departmental Capital Projects - Equipment - Capital Projects Fund	105
Schedule of Revenues, Expenditures and Changes in Fund Balance - Budget and Actual on Budgetary Basis - ARRA Grant Monies - Capital Projects Fund	106
Schedule of Revenues, Expenditures and Changes in Fund Balance - Budget and Actual on Budgetary Basis - LAD Revolving - Debt Service Fund	107
Nonmajor Proprietary Funds	108
Combining Statement of Net Assets - Nonmajor Proprietary Funds - Business-type Activities - Enterprise Funds	109
Combining Statement of Revenues, Expenses and Changes in Fund Net Assets - Nonmajor Proprietary Funds - Business-type Activities - Enterprise Funds	113
Combining Statement of Cash Flows - Nonmajor Proprietary Funds - Business-type Activities - Enterprise Funds	115

CONTENTS (CONTINUED)

Combining and Individual Fund and Other Supplementary Information (Continued)	
Internal Service Funds	119
Combining Statement of Net Assets - Internal Service Funds	120
Combining Statement of Revenues, Expenses and Changes in Fund Net Assets - Internal Service Funds	122
Combining Statement of Cash Flows - Internal Service Funds	124
Discretely Presented Component Units	128
Governmental Fund Balance Sheet/Statement of Net Assets - Downtown Development Authority	129
Statement of Governmental Fund Revenues, Expenditures and Changes in Fund Balance/Statement of Activities - Downtown Development Authority	130
Governmental Fund Balance Sheet/Statement of Net Assets - Metropolitan Animal Control Joint Powers Board	131
Statement of Governmental Fund Revenues, Expenditures and Changes in Fund Balance/Statement of Activities - Metropolitan Animal Control Joint Powers Board	132
Statistical Section (Unaudited)	133
Table of Contents	134
Net Assets by Component - Last Nine Fiscal Years	135
Changes in Net Assets - Last Nine Fiscal Years	137
Governmental Activities Tax Revenue by Source - Last Nine Fiscal Years	141
Fund Balances of Governmental Funds - Last Ten Fiscal Years	143
Changes in Fund Balances of Governmental Funds - Last Ten Fiscal Years	145
Assessed Value and Estimated Actual Value of Taxable Property - Last Ten Fiscal Years	147
Property Tax Rates and Levies - Direct and Overlapping Governments - Last Ten Fiscal Years	149
Principal Property Tax Payers - Current Year and Nine Years Ago	150
Property Tax Levies and Collections - Last Seven Fiscal Years	151
Taxable Sales by Major Industry - Last Ten Calendar Years	152
Direct and Overlapping Sales Tax Rates - Last Ten Fiscal Years	154
Principal Sales Tax Remitters - Current Year and Nine Years Ago	155
Ratios of Outstanding Debt by Type - Last Ten Fiscal Years	156
Direct and Overlapping Governmental Activities Debt	158
Legal Debt Margin Information - Last Ten Fiscal Years	159
Demographic Statistics - Last Ten Fiscal Years	161
Principal Employers - Current Year and Nine Years Ago	162
Full-Time Equivalent City Government Employees by Function/Program - Last Nine Fiscal Years	163
Operating Indicators by Function/Program- Last Nine Fiscal Years	165
Capital Asset Statistics by Function - Last Nine Fiscal Years	167

CONTENTS (CONTINUED)

Single Audit Section	169
Schedule of Expenditures of Federal Awards	170
Notes to Schedule of Expenditures of Federal Awards	173
Report on Internal Control Over Financial Reporting and on Compliance and Other Matters Based on an Audit of Financial Statements Performed in Accordance with <i>Government Auditing Standards</i>	174
Report on Compliance with Requirements That Could Have a Direct and Material Effect on Internal Control Over Compliance in Accordance with OMB Circular A-133 - Independent Auditor's Report	176
Schedule of Findings and Questioned Costs	178
Summary Schedule of Prior Audit Findings	185



City of Casper

Incorporated 1889

Casper, Wyoming 82601-1894

OFFICE OF THE ADMINISTRATIVE SERVICES DIRECTOR
(CITY CLERK-TREASURER)
PHONE (307) 235-8215

January 19, 2012

Honorable Mayor,
Members of the City Council and
Citizens of Casper

State law requires that all general-purpose local governments publish within six months of the close of each fiscal year a complete set of financial statements presented in conformity with generally accepted accounting principles (GAAP) and audited in accordance with generally accepted auditing standards by a firm of licensed certified public accountants. Pursuant to that requirement, we hereby issue the comprehensive annual financial report of the City of Casper (City) for the fiscal year ended June 30, 2011.

This report consists of management's representations concerning the finances of the City of Casper. Consequently, management assumes full responsibility for the completeness and reliability of all of the information presented in this report. To provide a reasonable basis for making these representations, management of the City has established a comprehensive internal control framework that is designed both to protect the government's assets from loss, theft, or misuse and to compile sufficient reliable information for the preparation of the City's financial statements in conformity with GAAP. Because the cost of internal controls should not outweigh their benefits, the City's comprehensive framework of internal controls has been designed to provide reasonable rather than absolute assurance that the financial statements will be free from material misstatement. As management, we assert that, to the best of our knowledge and belief, this financial report is complete and reliable in all material respects.

The City's financial statements have been audited by Porter, Muirhead, Cornia & Howard, a corporation of licensed certified public accountants. The goal of the independent audit was to provide reasonable assurance that the financial statements of the City of Casper for the fiscal year ended June 30, 2011, are free of material misstatement. The independent audit involved examining, on a test basis, evidence supporting the amounts and disclosures in the financial statements; assessing the accounting principles used and significant estimates made by management; and evaluating the overall financial statement presentation. The independent auditor concluded, based upon the audit, that there was a reasonable basis for rendering an unqualified opinion that the City's financial statements for the fiscal year ended June 30, 2011, are fairly presented in conformity with GAAP. The independent auditor's report is presented as the first component of the financial section of this report.

The City's financial statements are presented according to the requirements of Governmental Accounting Standards Board Statement 34 (GASB 34), including the required financial information on the City's infrastructure. GASB 34 is a comprehensive statement that primarily changes the contents and presentation of the financial statements and requires the inclusion of cost and depreciation information on infrastructure assets, i.e. streets, sidewalks, bridges, etc.

The independent audit of the financial statements of the City of Casper was part of a broader, federally mandated "Single Audit" designed to meet the special needs of federal grantor agencies. The standards governing Single Audit engagements require the independent auditor to report not only on the fair presentation of the financial statements, but also on the audited government's internal controls and compliance with legal requirements, with special emphasis on internal controls and legal requirements involving the administration of federal awards. These reports are presented in the City's Single Audit Report.

GAAP require that management provide a narrative introduction, overview, and analysis to accompany the basic financial statements in the form of Management's Discussion and Analysis (MD&A). This letter of transmittal is designed to complement MD&A and should be read in conjunction with the MD&A. The City's MD&A can be found immediately following the report of the independent auditors.

PROFILE OF THE GOVERNMENT

The City of Casper is located in Natrona County, which is in central Wyoming. The City has an area of approximately 26 square miles and a population of approximately 55,316, making it the second largest city in the State of Wyoming.

Casper was incorporated June 5, 1889 and operates under the Council/Manager form of government. The City is divided into three wards, roughly the east, central and west parts of the City, and three councilpersons are elected from each ward.

Current staffing for the City is 532 full time and approximately 700 part time employees. The City operates and maintains approximately 3,300 acres of parks, 40 playgrounds, a 27 hole public golf course, 5 swimming pools and 1 indoor aquatic center, and a variety of other recreation facilities including a ski area, recreation center, and an events center with 9,700 seats.

The City of Casper provides a full range of services, including police and fire protection; the construction and maintenance of streets and other infrastructure; recreational activities and cultural events; provides water, sewer, and sanitation utility services to approximately 22,000 customers; and health and welfare programs. The City also includes the financial information for the Metropolitan Animal Control Joint Powers Board, the Economic Development Joint Powers Board, the Downtown Development Authority, and the Central Wyoming Regional Water System Joint Powers Board. Additional information on these legally separate entities can be found in Note 1 of the financial statements.

The annual budget serves as the foundation for the City's financial planning and control. All departments of the City of Casper are required to submit requests for appropriation to the City Manager before May 1 of each year. The City Manager must prepare a tentative budget for each fund and file it with the governing body no later than May 15 of each year. A public hearing for the City's budget will be scheduled not prior to the second Tuesday in June and not later than the third Tuesday in June and will be held at a time of day chosen by the governing body. Within 24 hours of the public hearing, the governing body must, by ordinance, make the necessary appropriations and adopt the budget which, subject to future amendment, is in effect for the next fiscal year. Budget-to-actual comparisons are provided in this report for each major governmental fund. For the General Fund, this comparison is presented as part of the required supplementary information.

INFORMATION USEFUL IN ASSESSING THE GIVERNMENT'S ECONOMIC CONDITION

Local Economy: As is the nation and the State of Wyoming, the City of Casper continues to suffer the consequences of an economic recession. While local economic conditions remained good after the onset of the national recession, contractions in the energy and construction industries have negatively impacted Casper's economy. Throughout FY 2011 tax revenues remained depressed, but have stabilized and did not trend further downward.

State-shared sales tax is the City's primary indicator of the local economy and the City's major revenue source. Excluding special sales tax replacement revenue provided by the State to compensate local governments for elimination of sales tax on food, total sales tax revenues decreased approximately 1.29% over FY 2010, FY 2010 sustained a 24% reduction from FY 2009 and while the revenues are still trending downward, it is not at the same rate of decline as previously experienced. However, more importantly, actual total sales tax revenue was 13.92% greater than the budgeted amount for FY 2011. A lesser general revenue source is property tax which decreased approximately 5.60% from FY 2010. Property tax revenue was expected to flatten due to a reduction of building.

The unemployment rate near the end of the fiscal year for Natrona County and the City of Casper is 5.9% which is slightly higher than the State of Wyoming average unemployment rate of 5.2%. This is a slight decrease in the unemployment of the previous year and will prompt several types of revenues to remain lower in at least the next fiscal year.

Fortunately, the City Council adopted a reserves policy and maintained the General Fund's reserves at levels specified in the policy. For the General Fund, this provides a total reserve of fifty percent of that fund's budgeted operating expenditures for the ensuing year. This reserve policy was intended to, and does, provide a resource to provide time to make informed decisions on what actions to take to address a decline in revenues. Combining the amount of available reserves with efforts to reduce expenditures lessened the impact of the stagnant revenues for FY 2011, the reserves provided for the avoidance of drastic measures such as lay-offs while allowing the City to continue to provide essential services. Costs remain trimmed from lower personnel costs through attrition, reduction of overtime and seasonal employee expenditures, and the reduction of other operating expenditures where possible.

The change in the state and local economies also affected the City's adoption of a funding for Other Postemployment Employee Benefits (OPEB). The Health Insurance Fund was budgeted in FY 2011 to draw down reserves due to an increase in forecasted claims costs hindering the Council from funding the liability this year; there wasn't the surplus this year as previously experienced to allow for this. Consequently the availability of resources will affect the eventual funding policy adopted by the City Council.

Long-term Financial Planning: In November 2010, citizens voted to pass the 14th four year period of the optional one cent sales tax. It is estimated that the City will receive \$63,000,000 over the period of calendar years 2011 through 2015. This funding will be used for a variety of purposes, including street repairs, improvements of the Youth Crisis Center, water system improvements, fire station replacement, capital equipment purchases, park improvements and new park construction, improvements to recreation facilities, repairs and improvements to public buildings, and contribution to the principal of the City's Perpetual Care Fund that funds through interest earnings, operations and maintenance of facilities constructed and programs funded by optional one cent sales tax. Optional one cent sales tax also provides funding for programs and local agencies including economic development, public transportation, and public swimming.

The City utilizes a variety of long-term financial and business plans to facilitate financial management. Specifically, multi-year rate plans are maintained and evaluated annually for each utility operation. A multi-year financial plan is maintained for the General Fund and the Perpetual Care Fund, which was created to provide operating funding (for CAFR purposes this is now reported in the General Fund) through interest income, for facilities developed through Optional One Cent Sales Tax Funding. A variety of business plans are maintained for several non-utility enterprise operations.

Relevant Financial Policies: The City maintains its demand deposits with First Interstate Bank of Casper. All deposits over the FDIC protection limit are properly collateralized as required by state statutes. The City also has a contractual agreement with First Interstate Bank whereby excess funds are deposited into a sweep account overnight where they earn interest. Funds not needed for current expenditures are invested with and managed by Davidson Asset Management Company and earn interest at approximately .10 - 4%, depending on the fund and its related investment profile. The instruments in which these funds are invested are held in trust by First Interstate Bank Trust.

Other City financial policies are discussed at length in the notes to the financial statements. The notes discuss the accounting, investments and deposits, various employee benefits and accruals, budgetary, and reserves policies. The City does not have a formal policy to disallow the use of one time monies to be used in operations; however, up until FY 2011, the City has carved these funding sources out only to be used for one time projects or capital. The State of Wyoming exempted the sales tax on food but for several years subsidized this revenue reduction to local municipalities. This revenue backfill was not re-budgeted by the State Legislature in FY 2011 and as such, the City built "Above-the-Cap" mineral money into its operating budget for the first time during the FY 2012 Budget.

Major Initiatives: The City Council's initiatives during the FY 2011 budget process that will affect future financial position were to promote redevelopment in the core of the community which included the continuation of rebuilding and improving an aging district of the City. The results of this effort are expected to enhance the downtown shopping experience, attract tourism and generate new business prospects. Another Council initiative was to launch a civic engagement process to educate the citizens about the Optional One Cent Tax and its impact to the community. The voters passed the tax by the largest percentage in the history of the One Cent and the City anticipates that it will bring an additional \$60 million of Capital only funding over the next four years.

AWARDS AND ACKNOWLEDGMENTS

The Government Finance Officers Association (GFOA) awarded a Certificate of Achievement for Excellence in Financial Reporting to the City of Casper, Wyoming for its Comprehensive Annual Financial Report (CAFR) for the fiscal year ended June 30, 2010. In order to be awarded a Certificate of Achievement, the City must publish an easily readable and efficiently organized comprehensive annual financial report whose contents conform to program standards. Such CAFR must satisfy both generally accepted accounting principles and applicable legal requirements.

A Certificate of Achievement is valid for a period of one year only. We believe our current CAFR continues to meet the Certificate of Achievement Program's requirements and we are submitting it to the GFOA to determine its eligibility for another certificate.

The City of Casper has also received the GFOA Distinguished Budget Presentation Award for the fiscal year ended June 30, 2010. The City has received this Award since FY 2007.

The preparation of this report would not have been possible without the efficient and dedicated services of the entire staff of the finance division. Appreciation is given to all members of the departments who assisted and contributed to the preparation of this report. Credit also must be given to the Mayor and City Council for their unflinching support for maintaining the highest standards of professionalism in the management of the City's finances.

Respectfully submitted,

A handwritten signature in black ink, appearing to read 'V.H. McDonald', written in a cursive style.

V.H. McDonald, CPA

Administrative Services Director

CITY OF CASPER OFFICIALS

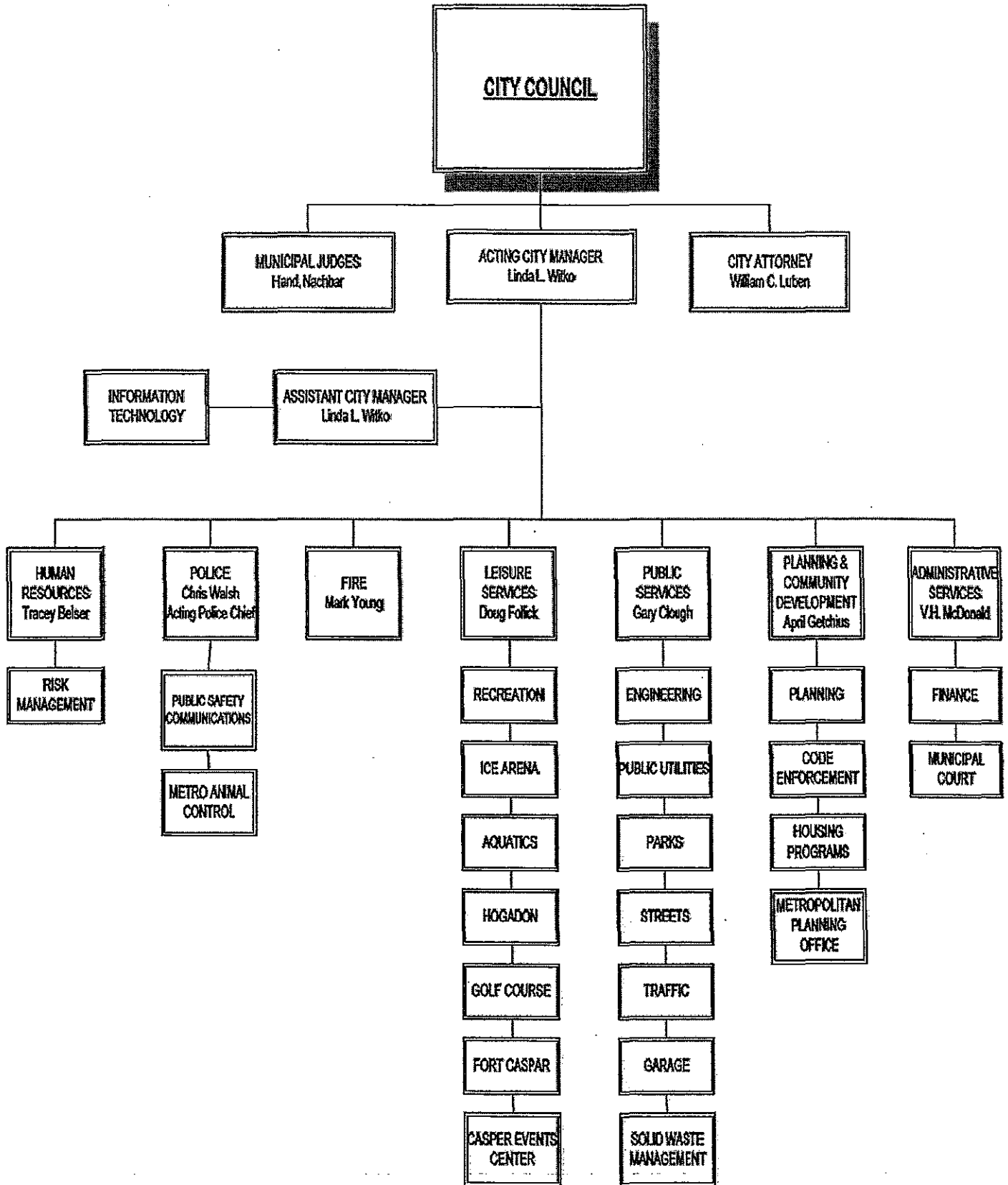
CITY COUNCIL

Paul Bertoglio	Mayor
Kenyne Schlager	Vice-Mayor
Bill Brauer	
Maury Daubin	
Keith Goodenough	
Kim Holloway	
Paul Meyer	
Charlie Powell	
Kate Sarosy	

ADMINISTRATION

John Patterson,	City Manager, effective August 2011
Linda L. Witko,	Acting City Manager
Linda L. Witko,	Assistant City Manager
William C. Luben,	City Attorney
V.H. McDonald,	Administrative Services Director
Douglas Follick,	Leisure Services Director
Chris Walsh,	Chief of Police
Mark Young,	Fire Chief
April Getchius,	Community Development Director
Gary Clough,	Public Services Director
Tracey Belser,	Director Human Resources

Organization of the City of Casper



Certificate of Achievement for Excellence in Financial Reporting

Presented to

City of Casper
Wyoming

For its Comprehensive Annual
Financial Report
for the Fiscal Year Ended
June 30, 2010

A Certificate of Achievement for Excellence in Financial Reporting is presented by the Government Finance Officers Association of the United States and Canada to government units and public employee retirement systems whose comprehensive annual financial reports (CAFRs) achieve the highest standards in government accounting and financial reporting.



Linda C. Dandson

President

Jeffrey R. Egan

Executive Director

This page is intentionally left blank

FINANCIAL SECTION

This page is intentionally left blank



PORTER, MUIRHEAD, CORNIA & HOWARD

(A Corporation of Certified Public Accountants)

123 West First Street Suite 800 P.O. Box 2750 Casper, Wyoming 82602 (307) 265-4311 Fax (307) 265-5180

INDEPENDENT AUDITOR'S REPORT

Honorable Mayor, Members of the City Council
and City Manager
City of Casper, Wyoming

We have audited the accompanying financial statements of the governmental activities, the business-type activities, the discretely presented component units, each major fund, and the aggregate remaining fund information of the City of Casper, Wyoming, as of and for the year ended June 30, 2011, which collectively comprise the City's basic financial statements as listed in the table of contents. These financial statements are the responsibility of the City of Casper's management. Our responsibility is to express opinions on these financial statements based on our audit. We did not audit the financial statements of the Central Wyoming Regional Water System Joint Powers Board nor the Economic Development Joint Powers Board; both are discretely presented component units of the City. Those financial statements were audited by other auditors whose reports thereon have been furnished to us, and our opinion, insofar as it relates to the amounts included for the Central Wyoming Regional Water System Joint Powers Board and the Economic Development Joint Powers Board is based on the reports of the other auditors.

We conducted our audit in accordance with auditing standards generally accepted in the United States of America and the standards applicable to financial audits contained in *Government Auditing Standards*, issued by the Comptroller General of the United States. Those standards require that we plan and perform the audit to obtain reasonable assurance about whether the financial statements are free of material misstatement. An audit includes examining on a test basis, evidence supporting the amounts and disclosures in the financial statements. An audit also includes assessing the accounting principles used and significant estimates made by management, as well as evaluating the overall financial statement presentation. We believe that our audit provides a reasonable basis for our opinions.

In our opinion, based on our audit and the reports of other auditors, the financial statements referred to previously present fairly, in all material respects, the respective financial position of the governmental activities, the business-type activities, the discretely presented component units, each major fund, and the aggregate remaining fund information of the City of Casper, Wyoming, as of June 30, 2011, and the respective changes in financial position and, where applicable, cash flows thereof for the year then ended in conformity with accounting principles generally accepted in the United States of America.

In accordance with *Government Auditing Standards*, we have also issued a report dated January 19, 2012, on our consideration of the City of Casper's internal control over financial reporting and on our tests of its compliance with certain provisions of laws, regulations, contracts and grant agreements and other matters. The purpose of that report is to describe the scope of our testing of internal control over financial reporting and compliance and the results of that testing, and not to provide an opinion on the internal control over financial reporting or on compliance. That report is an integral part of an audit performed in accordance with *Government Auditing Standards* and should be considered in assessing the results of our audit.

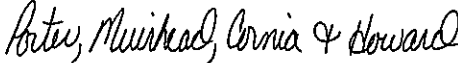
Accounting principles generally accepted in the United States of America require that the management's discussion and analysis and schedule of funding progress for the post-employment healthcare plan on pages 4 through 15 and 80 be presented to supplement the basic financial statements. Such information, although not a part of the basic financial statements, is required by the Governmental Accounting Standards Board, who considers it to be an essential part of financial reporting for placing the basic financial statements in an appropriate operational, economic, or historical context. We have applied certain limited procedures to management's discussion and analysis and the schedule of

funding progress for the postemployment healthcare plan in accordance with auditing standards generally accepted in the United States of America, which consisted of inquiries of management about the methods of preparing the information and comparing the information for consistency with management's responses to our inquiries, the basic financial statements, and other knowledge we obtained during our audit of the basic financial statements. We do not express an opinion or provide any assurance on management's discussion and analysis and the schedule of funding progress because the limited procedures do not provide us with sufficient evidence to express an opinion or provide any assurance.

Our audit was conducted for the purpose of forming opinions on the financial statements that collectively comprise the City of Casper's basic financial statements. Accounting principles generally accepted in the United States of America require that the budgetary comparison information on pages 78 through 79 and 81 be presented to supplement the basic financial statements. Such information, although not a part of the basic financial statements, is required by the Governmental Accounting Standards Board, who considers it to be an essential part of financial reporting for placing the basic financial statements in an appropriate operational, economic, or historical context. The combining and individual fund and other supplementary information are presented for purposes of additional analysis and are not a required part of the basic financial statements. Additionally, the accompanying schedule of expenditures of federal awards is presented for purposes of additional analysis as required by U.S. Office of Management and Budget Circular A-133, *Audits of States, Local Governments, and Non-Profit Organizations*, and is also not a required part of the basic financial statements. The budgetary comparison information, the combining and individual fund and other supplementary information, and the schedule of expenditures of federal awards are the responsibility of management and were derived from and relate directly to the underlying accounting and other records used to prepare the financial statements. This information has been subjected to the auditing procedures applied in the audit of the basic financial statements and certain additional procedures, including comparing and reconciling such information directly to the underlying accounting and other records used to prepare the financial statements or to the financial statements themselves, and other additional procedures in accordance with auditing standards generally accepted in the United States of America. In our opinion, this information is fairly stated in all material respects in relation to the basic financial statements as a whole.

Our audit was conducted for the purpose of forming opinions on the financial statements that collectively comprise the City of Casper's basic financial statements. The introductory section and statistical tables are presented for purposes of additional analysis and are not a required part of the basic financial statements. Such information has not been subjected to the auditing procedures applied in the audit of the basic financial statements and, accordingly, we do not express an opinion or provide any assurance on it.

The accompanying basic financial statements, required supplementary information, combining and individual fund and other supplementary information, and our independent auditor's reports are for the purpose of meeting local, state and federal requirements and are for the use of those entities and the management and the City Council and should not be used or relied upon by any other party for any purpose. Additional users of these basic financial statements, required supplementary information, combining and individual fund and other supplementary information, and our independent auditor's reports are hereby advised that the liability of Porter, Muirhead, Cornia & Howard to third party users who use or rely on this information may be limited pursuant to 1995 Wyoming Session Laws, Chapter 155 creating Wyoming Statute §33-3-201.


Porter, Muirhead, Cornia & Howard
Certified Public Accountants

January 19, 2012

CITY OF CASPER, WYOMING

MANAGEMENT'S DISCUSSION AND ANALYSIS

June 30, 2011

(Unaudited)

As management of the City of Casper (City), we present to readers of the City's basic financial statements this narrative overview and analysis of the financial activities of the City for the fiscal year ended June 30, 2011. We encourage readers to consider the information presented here in conjunction with additional information furnished in the letter of transmittal and the basic financial statements following this section.

Financial Highlights

Government-wide

The restricted and unrestricted assets of the City exceeded its liabilities at the close of the most recent fiscal year by \$393.94 million (*net assets*). Of this amount, \$128.93 million (*unrestricted net assets*) may be used to meet the government's ongoing general fund, grant funds, capital project and business-type activity obligations to citizens and creditors. Specific expenditure restrictions apply to the grant funds and to much of the capital project funds. The City's total net assets, including all funds, increased by \$15.78 million.

The City's total net liabilities increased by \$991,332 or 2.29%, during the current fiscal year. The City increased its long-term debt by a net \$3.25 million or 10.00%. The increase of \$2.14 million consisted of low interest rate funding to match ARRA monies for infrastructure rehabilitation. A decrease of \$948,681 was mainly thru principle payments to the Wyoming Water Development Commission and State Loan and Investment Board. The City previously took advantage of favorable interest rates to provide capital for the replacement and expansion of the City's water distribution, sewer collection and balefill systems. The Landfill closure and post closure liability increased by a net \$965,125 as the City continued to monitor the former Balefill and consumed capacity in the new Landfill. Other changes were due to the recognition of a \$127,756 net reduction of accrued compensated absences, a net decrease of \$7,654 in lease purchase obligations, a net decrease in claims payable of \$559,068, and the net accrual of \$1.94 million for other post-employment benefits.

Fund Basis

As of June 30, 2011 unassigned fund balance for the General Fund was \$3.67 million, or 10.52% of total General Fund expenditures, exclusive of transfers. This City of Casper has committed General Fund emergency reserves of \$10.22 million, and operating reserves of \$10.22 million as allowed by City Council's Reserve Policy, for a combined total of \$20.43 million Operating and Emergency Reserve. It is important to note that the City implemented GASB 54 and for reporting purposes has combined the Perpetual Care, Redevelopment Land and LifeSteps Campus Funds into the General Fund thereby increasing fund balance by \$30.72 million to a total of \$55.46 million. The corpus of the Perpetual Care Fund is committed to hold the principal balance to generate interest income to support facilities developed by the optional one cent sales tax.

As of June 30, 2011, the City's other governmental funds reported combined ending fund balances of \$44.88 million. The majority of this amount (\$40.85 million) consists of balances in the capital projects funds assigned to specific capital expenditures, special revenue funds (\$2.10 million) primarily restricted for specific program expenditures and debt service fund (\$1.93 million) assigned to debt service.

Overview of the Financial Statements

This discussion and analysis is intended to serve as an introduction to the City's basic financial statements. The City's basic financial statements are comprised of three components: government-wide financial statements, fund financial statements, and notes to the basic financial statements. This report also contains other supplementary information in addition to the basic financial statements themselves.

CITY OF CASPER, WYOMING

MANAGEMENT'S DISCUSSION AND ANALYSIS

June 30, 2011

(Unaudited)

Government-wide financial statements

The government-wide financial statements are designed to provide readers with a broad overview of the City's finances, in a manner similar to a private-sector business. The statement of net assets presents information on all of the City's assets and liabilities, with the difference between the two reported as net assets. Over time, increases or decreases in net assets may serve as a useful indicator of whether the financial position of the City is improving or deteriorating.

The statement of activities presents information showing how the government's net assets changed during the most recent fiscal year. All changes in net assets are reported as soon as the underlying event giving rise to the change occurs, regardless of the timing of related cash flows. Thus, revenues and expenses are reported in this statement for some items that will only result in cash flows in future fiscal periods such as revenues pertaining to uncollected taxes or expenses pertaining to earned but unused vacation and sick leave. The government-wide financial statements distinguish functions of the City that are principally supported by taxes and intergovernmental revenues, such as grant revenue (governmental activities), from other functions that are intended to recover all or a significant portion of their costs through user fees and charges (business-type activities).

Governmental activities of the City include those related to legislative and legal, general government, public safety, public health, community and cultural, public works and direct assistance to other entities.

Business-type activities of the City include those related to water, sewer and solid waste management utility services, various leisure services, and parking operations.

The government-wide financial statements include not only the City of Casper itself (known as the primary government), but also includes the legally separate entities of the Downtown Development Authority, Metro Animal Control, Economic Development Joint Powers Board and the Central Wyoming Regional Water System Joint Powers Board. Due to the appointment of the board members of these entities or the level of funding the City provides, the City has authority to affect these entities. Financial information for these component units are reported separately from the financial information presented for the primary government itself.

Fund financial statements

A fund is a grouping of related accounts that is used to maintain control over resources that have been segregated for specific activities or objectives. The City, like other state and local governments, uses fund accounting to ensure and demonstrate compliance with finance-related legal requirements. All of the funds of the City can be divided into two categories: governmental funds and proprietary funds.

Governmental funds are used to account for essentially the same functions reported as governmental activities in the government-wide financial statements. However, unlike the government-wide financial statements, governmental fund financial statements focus on near-term inflows and outflows of spendable resources, as well as on balances of spendable resources available at the end of the fiscal year. Such information may be useful in evaluating the City's near-term financing requirements.

Because the focus of governmental funds is narrower than that of the government-wide financial statements, it is useful to compare the information presented for governmental funds with similar information presented for governmental activities in the government-wide financial statements. By doing so, readers may better understand the long-term impact of the government's near-term financing decisions. Both the governmental fund balance sheet and the governmental fund statement of revenues, expenditures, and changes in fund balances provide a reconciliation to facilitate this comparison between governmental funds and governmental activities.

CITY OF CASPER, WYOMING

MANAGEMENT'S DISCUSSION AND ANALYSIS

June 30, 2011

(Unaudited)

The City maintains several individual governmental funds. Information is presented separately in the governmental fund balance sheet and in the governmental fund statement of revenues, expenditures, and changes in fund balances for the General Fund and the Departmental Capital Projects Fund, each considered to be major funds. An important item to note again is that for operational purposes, the City maintains a Perpetual Care Fund separately, but for reporting purposes, the Perpetual Care Fund was combined into the General Fund.

Data from the remaining governmental funds are combined into a single, aggregated presentation. Individual fund data for each of these non-major governmental funds is provided in the form of combining statements, located in the other supplementary information section of this report.

The City adopts an annual appropriated budget for its funds. A budgetary comparison is provided for each of the City's governmental funds to demonstrate compliance with this budget. The budgetary comparison statements for the major governmental funds, except for the major capital projects funds, are located in the required supplementary information section of this report. The budgetary comparisons for the major capital projects funds are included in the other supplementary information section.

Proprietary funds are generally used to account for operations that provide services to the general public on a continuing basis or to internal City departments. Proprietary funds provide the same type of information contained in the business-type activities portion of the government-wide financial statements, only in more detail. The City maintains two different types of proprietary funds: enterprise and internal service.

Enterprise funds are used to report the same functions presented as business-type activities in the government-wide financial statements. The City uses enterprise funds to account for its water, sewer, and wastewater utilities, solid waste management operations, leisure services facilities operations and parking. The City reports enterprise operations for the Wastewater, Water and Balefill as major funds. The City reports Water Treatment Plant Operations, Refuse Collection, Sewer Utility Operations, Parking, Casper Recreation Center, Ice Arena, Aquatics Center, Hogadon Ski Area, Municipal Golf Course and the Casper Events Center as non-major enterprise funds. Data from these remaining enterprise funds are combined into a single, aggregated presentation.

Internal service funds are accounting mechanisms used to accumulate and allocate costs among the City's various functions. The City of Casper uses internal service funds to account for: operations of the City's Information Management Services, maintenance of the City's fleet of vehicles, to finance and account for the City's property insurance program, maintenance of the City's buildings, and the Employee Health Insurance function. Because these services predominantly benefit governmental rather than business-type functions, they are incorporated into governmental activities in the government-wide financial statements. Internal service funds are combined into a single, aggregated presentation in the proprietary fund financial statements. Individual fund data for the internal service funds is provided in the form of combining statements in the other supplementary information section of this report.

Notes to the Basic Financial Statements

The Notes to the Basic Financial Statements provide additional information and narrative disclosures that are essential to a full understanding of the data provided in the government-wide and fund financial statements.

Other Information

In addition to the basic financial statements and accompanying notes, this report also presents certain required supplementary information concerning the City's budgetary compliance of the general fund and the major special revenue funds. The combining statements referred to earlier in connection with governmental funds and internal service funds are presented immediately following the required supplementary information.

CITY OF CASPER, WYOMING

MANAGEMENT'S DISCUSSION AND ANALYSIS

June 30, 2011

(Unaudited)

Governmental funds, non-major proprietary funds and internal service funds are presented immediately following the required supplementary information.

Government-Wide Financial Analysis

Analysis of Net Assets

As noted earlier, net assets may serve over time as a useful indicator of a government's financial position. The City's net assets increased from one year ago. The following analysis focuses on the net assets, as reported on the Statement of Net Assets and the changes in net assets, as reported on the Statement of Activities.

In total, the City's net assets increased \$15.78, or 4.17%, from FY 2010 to FY 2011. Investments in capital assets increased \$12.60 million, or 5.06%. Unrestricted net assets narrowly increased \$541 and restricted net assets increased by \$3.18 million or 100.00%.

Total Net Assets

By far the largest portion of the City's net assets (66.46%) reflects the net investment of \$261.83 million in capital assets (for example, land, buildings, infrastructure, machinery, and equipment), net of related debt used to acquire those assets and that is still outstanding. The City uses these capital assets to provide services to citizens; consequently, these assets are not available for future spending. Although the City's investment in its capital assets is reported net of related debt, it should be noted that the resources needed to repay this debt must be provided from other sources, since the capital assets themselves cannot be used to liquidate these liabilities. For implementation of GASB 34, the City opted to only capitalize infrastructure under the twenty year option.

At June 30, 2011, the City is able to report positive balances in all three categories of net assets, for the government as a whole and for business-type activities.

Governmental Net Assets

Total net assets of the City's governmental activities increased \$7.55 million, or 3.49%, during the current fiscal year. This increase was composed of an increase in net capital assets of \$8.66 million, a decrease in unrestricted net assets of \$4.29 million and an increase in restricted net assets of \$3.18 million. The increase in capital assets is due to construction of infrastructure. The decrease in unrestricted net assets is primarily due to the lower than expected General Fund Revenues and the depletion of resources for major capital projects.

The remainder of this page is intentionally left blank

CITY OF CASPER, WYOMING

MANAGEMENT'S DISCUSSION AND ANALYSIS

June 30, 2011

(Unaudited)

Business-type Activities Net Assets

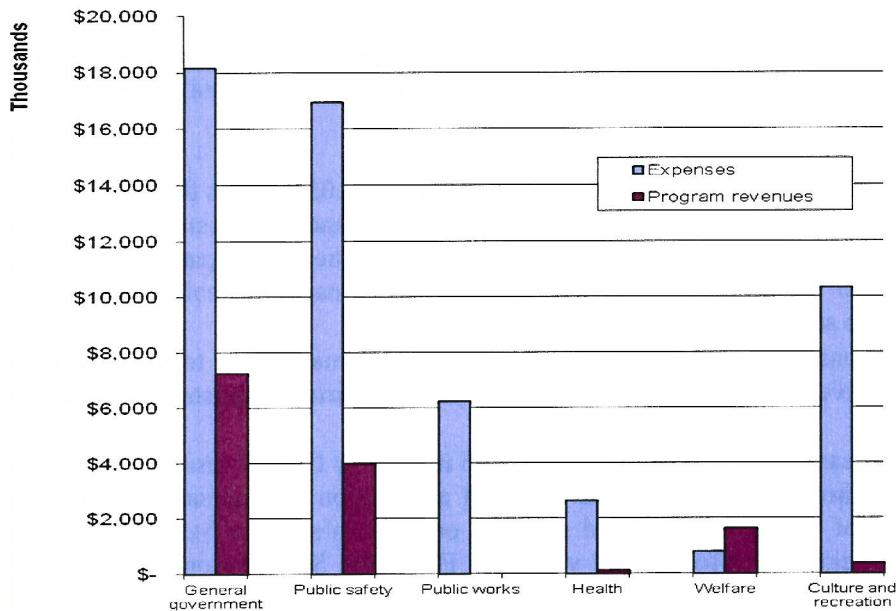
Total net assets of the City's business-type activities increased \$8.23 million, or 5.09%, during the current fiscal year. The increase was mainly due to an increase in additions of capital assets.

**City of Casper
Comparative Statement of Net Assets
June 30, 2011 and 2010**

	Governmental Activities		Business-type Activities		Total	
	2011	2010 (As restated)	2011	2010	2011	2010 (As restated)
Assets						
Current and other assets	\$ 114,651,293	\$ 115,276,750	\$ 172,894,710	\$ 35,673,857	\$ 287,546,003	\$ 150,950,607
Capital assets	123,835,764	115,331,868	26,869,689	155,194,513	150,705,453	270,526,381
Total assets	<u>238,487,057</u>	<u>230,608,618</u>	<u>199,764,399</u>	<u>190,868,370</u>	<u>438,251,456</u>	<u>421,476,988</u>
Liabilities						
Current liabilities	5,819,568	8,375,612	2,752,553	4,244,326	8,572,121	12,619,938
Noncurrent liabilities	8,870,859	5,985,298	26,869,689	24,716,101	35,740,548	30,701,399
Total liabilities	<u>14,690,427</u>	<u>14,360,910</u>	<u>29,622,242</u>	<u>28,960,427</u>	<u>44,312,669</u>	<u>43,321,337</u>
Net Assets						
Invested in capital assets, net of related debt	123,823,245	115,161,168	138,005,226	134,062,444	261,828,471	249,223,612
Restricted	3,178,818	-	-	-	3,178,818	-
Unrestricted	96,794,567	101,086,540	32,136,931	27,845,499	128,931,498	128,932,039
Total net assets	<u>\$ 223,796,630</u>	<u>\$ 216,247,708</u>	<u>\$ 170,142,157</u>	<u>\$ 161,907,943</u>	<u>\$ 393,938,787</u>	<u>\$ 378,155,651</u>

Governmental-type Activities

Program Revenues and Expenses - Governmental Activities



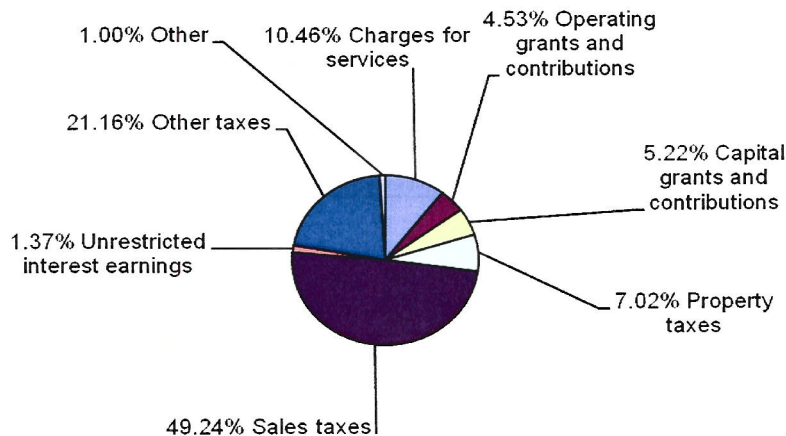
CITY OF CASPER, WYOMING

MANAGEMENT'S DISCUSSION AND ANALYSIS

June 30, 2011

(Unaudited)

Revenues By Source - Governmental Activities



The governmental activities charts above illustrate operating expenses and program revenues by function and revenues by source. General Government is the largest function at 32.97% of total governmental operating expense, followed by Public Safety at 30.73%, Culture and Recreation at 18.76%, Public Works at 11.30%, and Public Health and Welfare at 6.24%.

Mineral taxes, sales taxes, property taxes, franchise fees and other taxes are general revenues used to support overall government functions; therefore, these are not shown as program revenues. Sales taxes make up 49.24% of revenues, other taxes, consisting primarily of mineral taxes and franchise fees 21.16%, property taxes 7.02%, unrestricted interest income 1.37%, charges for services 10.46%, operating grants and contributions are 4.53%, capital grants and contributions 5.22% and other revenues are 1.00% of total revenues. Governmental activities increased the City's net assets by \$7.55 million. Key factors of this change in governmental activities include the following based on the government-wide statement of activities:

- Overall, governmental activities revenues declined by \$2.08 million or 3.05%. This decline in revenues was somewhat offset by additional receipts of American Recovery and Reinvestment Act dollars. Compared to national economic conditions, the City, whose economy is heavily impacted by the energy industry, continues to weather the down-cycle reasonably well and managed to maintain reserves but this was not without impact to services and projects.
- Capital grants and contributions decreased by \$2.65 million or 43.46% mainly due to larger receipts of American Recovery and Reinvestment Act funds in the prior year for various infrastructure and energy efficiency improvements.
- The City experienced an increase in sales tax receipts of \$2.96 million or 10.01% resulting from growth experienced largely in the mining sector. This gain is net of a reduction in food sales tax receipts as several years ago, the State of Wyoming exempted sales tax on food sales. The State subsidized this revenue reduction to the municipalities for several years. In FY11, the State discontinued backfilling this revenue gap thereby reducing revenue to the City. Other taxes decreased by \$2.63 million due to decreased discretionary funding from the State of Wyoming for Mineral Tax revenue.

CITY OF CASPER, WYOMING

MANAGEMENT'S DISCUSSION AND ANALYSIS

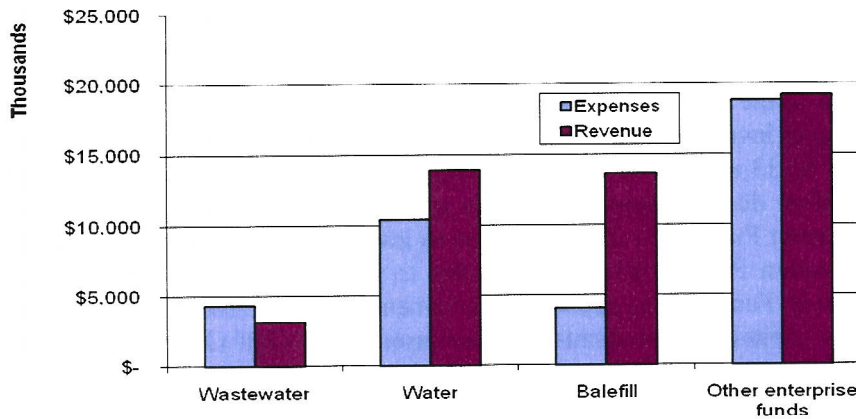
June 30, 2011

(Unaudited)

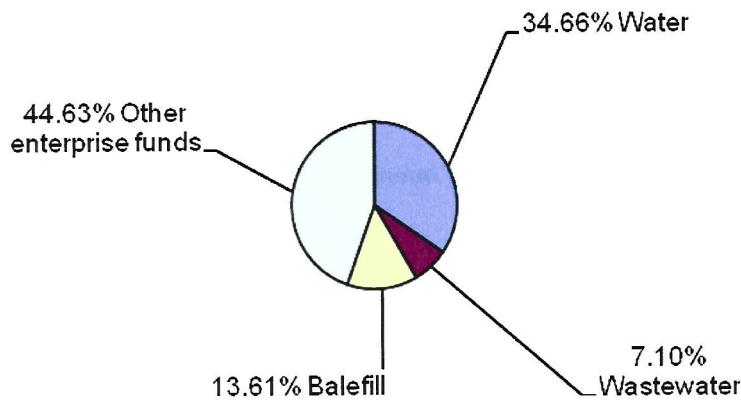
- Governmental activities expenditures decreased by \$613,450 or 1.18% mainly due to a net decrease in personnel costs declined as there were no general cost-of-living increases, overtime was restricted and many of the vacancies were not filled. There was, however, a 10% increase in health insurance premiums, one-time capital expenditures and overall commodity and service costs including basic materials and energy. See additional detail in the governmental fund financial analysis.

Business-type Activities

Expenses and Program Revenues - Business-type Activities



Revenue by Source - Business-type Activities



CITY OF CASPER, WYOMING

MANAGEMENT'S DISCUSSION AND ANALYSIS

June 30, 2011

(Unaudited)

The previous charts illustrate expenses and program revenues, and revenues by source. The City's Water Fund is the largest business-type operation based on activities, followed by the Balefill and Wastewater Funds. The combined business-type operations of contract Water Treatment Plant Operations, Refuse Collection, Sewer, Parking Lots, Hogadon Ski Area, Aquatics, Recreation Center, Golf Course, Ice Arena, and the Events Center comprise the other enterprise funds information. The utilities are mainly funded by fees for services, including the contract operation of the Water Treatment Plant for which the Central Wyoming Regional Water Treatment Joint Powers Board is charged for the direct cost of operating the plant on their behalf, while the other enterprise funds collect user fees, their operations are also subsidized by the general tax dollars and interest income from the Perpetual Care Fund.

Business-type activities increased the City's overall net assets by \$8.23 million. Key elements of this increase are:

- Contributing to the net increase in the net assets of business-type activities include an increase in the Water Fund of \$5.84 million due to investments in capital improvements and an increase in earnings, an increase in the Balefill Fund of \$1.33 million due to the investment in capital assets, a decrease in the Wastewater Fund of \$1.26 million due to depreciation costs and increased contractual expenses, an increase in the Casper Events Center Fund of \$1.27 million due to investments in capital improvements, an increase in the Refuse Collection Fund of \$1.07 million due to increased charges for services, an increase of \$323,868 in the Sewer Fund due to capital improvements, an increase of \$312,087 in the Hogadon Ski Area Fund due to capital improvements and decreases in the Golf Course and Aquatics Fund of \$196,388 and \$173,192 due to operating losses.

The remainder of this page is intentionally left blank

CITY OF CASPER, WYOMING

MANAGEMENT'S DISCUSSION AND ANALYSIS

June 30, 2011

(Unaudited)

City of Casper						
Comparative Statement of Net Activities						
Years Ended June 30, 2011 and 2010						
	Governmental Activities		Business-type Activities		Total	
	2011	2010 (As restated)	2011	2010	2011	2010 (As restated)
Revenues						
Charges for services	\$ 6,903,044	\$ 6,724,107	36,475,051	\$ 34,427,193	\$ 43,378,095	\$ 41,151,300
Operating grants and capital contributions	2,993,711	2,458,398	943	8,102	2,994,654	2,466,500
Capital grants and contributions	3,444,640	6,092,805	2,529,710	15,481,014	5,974,350	21,573,819
Taxes						
Property	4,637,052	4,048,931	-	-	4,637,052	4,048,931
Sales	32,506,734	29,547,740	-	-	32,506,734	29,547,740
Other	13,970,864	16,604,109	-	-	13,970,864	16,604,109
Miscellaneous	658,452	619,715	353,809	125,697	1,012,261	745,412
Unrestricted interest earnings	902,178	1,996,610	437,146	389,862	1,339,324	2,386,472
Total revenues	66,016,675	68,092,415	39,796,659	50,431,868	105,813,334	118,524,283
Expenses						
General government	18,164,357	16,449,278	-	-	18,164,357	16,449,278
Public safety	16,928,604	18,102,363	-	-	16,928,604	18,102,363
Public works	4,933,967	1,769,548	-	-	4,933,967	1,769,548
Public health	2,646,253	3,388,120	-	-	2,646,253	3,388,120
Culture and recreation	7,798,783	11,411,427	-	-	7,798,783	11,411,427
Welfare	795,308	759,239	-	-	795,308	759,239
Interest on long-term debt	2,923	3,670	-	-	2,923	3,670
Wastewater	-	-	4,388,258	4,306,743	4,388,258	4,306,743
Water	-	-	10,771,887	10,390,228	10,771,887	10,390,228
Balefill	-	-	4,650,308	4,055,920	4,650,308	4,055,920
Other enterprise funds	-	-	18,949,550	18,782,886	18,949,550	18,782,886
Total expenses	51,270,195	51,883,645	38,760,003	37,535,777	90,030,198	89,419,422
Excess of revenues over expenditures before transfers	14,746,480	16,208,770	1,036,656	12,896,091	15,783,136	29,104,861
Transfers	(7,197,558)	(4,127,879)	7,197,558	4,127,879	-	-
Change in net assets	7,548,922	12,080,891	8,234,214	17,023,970	15,783,136	29,104,861
Net assets - July 1	216,247,708	204,166,817	161,907,943	144,883,973	378,155,651	349,050,790
Total net assets	\$ 223,796,630	\$ 216,247,708	\$ 170,142,157	\$ 161,907,943	\$ 393,938,787	\$ 378,155,651

CITY OF CASPER, WYOMING

MANAGEMENT'S DISCUSSION AND ANALYSIS

June 30, 2011

(Unaudited)

Government Funds Financial Analysis

As noted earlier, the City uses fund accounting to ensure and demonstrate compliance with finance-related legal requirements.

Governmental funds

The focus of the City's governmental funds is to provide information on near-term inflows, outflows, and balances of spendable resources. Such information is useful in assessing the City's financing requirements. In particular, unrestricted fund balances may serve as a useful measure of a government's net resources available for spending at the end of the fiscal year.

At June 30, 2011, the City's governmental funds reported a combined ending fund balance of \$100.34 million, an increase of \$108,920. The net increase is due to the reduced General Fund expenditures countering the depletion of fund balance in the Other Governmental Funds due to a decrease in Special Revenues fund balances.

The General Fund is the City's main operating fund. At June 30, 2011, the City adopted GASB 54 and reclassified several funds thereby consolidating the Perpetual Care Fund, the LifeSteps Campus Fund and the Revolving Land Fund balances into the General Fund balance. This explains the majority of the net increase of the General Fund Balance of \$34.82 million and the correlating dissipation of the so named funds. The General Fund committed fund balance is \$49.36 million, \$2.12 million is assigned, and \$3.67 million is unassigned. The increase is net of a decrease driven by declining investment revenues which were \$1.29 million lower than the prior year due to maturity of longer term investments previously yielding better returns were reinvested in the current sluggish environment and declines in unrealized market values of several holdings. However, tax revenues were \$1.80 million higher than budgeted. Expenditures in the General Fund were also lower than budgeted by \$3.48 million which somewhat softened the impact of declining revenues. The favorable variance in expenditures was significantly contributed to by the Revolving Land (\$2.10 million), the Perpetual Care (\$275,327), the Police (\$199,907), and the Traffic cost centers (\$168,784). The Revolving Land variances were attributable to discretionary and contingency funding not being spent; the Perpetual Care variance was due to the lower due to progression of capital improvements, Police and Traffic had staffing positions that were vacant or filled at lower pay steps during the fiscal year as well as the restriction of overtime and reduced prisoner care costs and materials and supplies expenditures.

The General Fund's \$55.15 million unrestricted fund balance includes committed balances of \$10.22 million for emergency reserves and \$10.22 million for operating reserves as set by Council's Reserve Policy. The committed balance also includes \$28.93 million of the Perpetual Care Corpus to fund Optional One Cent facilities' ongoing maintenance, while \$2.1 million is assigned to planned capital projects utilizing Optional One Cent monies. The remaining \$3.67 million is unassigned. As a measure of the General Fund's liquidity, it may be useful to compare unrestricted fund balance to total fund expenditures. The total committed emergency and operating reserves of \$20.44 million, represents 50% of total general fund expenditures less transfers out for the next fiscal year.

The increase in the fund balance of the capital projects funds mainly results from the consolidation of the Optional One Cent Tax funds. It represents the planned activity associated with spending of previously received sales tax revenue and the accumulation of reserves as revenues temporarily outpace expenditures in the current one cent fund.

CITY OF CASPER, WYOMING

MANAGEMENT'S DISCUSSION AND ANALYSIS

June 30, 2011

(Unaudited)

The nonspendable fund balance classification indicates that amounts are not in spendable form which includes general fund inventory of \$144,598. The restricted fund balance classification indicates that a governing body has constrained amounts for a specific purpose; this amount is \$165,000.

Enterprise Funds

Enterprise funds unrestricted net assets at June 30, 2011 amounted to \$32.14 million. Other factors concerning the finances of these funds are addressed in the discussion of the City's business-type activities.

The Wastewater, Water and Balefill funds reported unrestricted net assets of \$5.68 million, \$12.17 million, and \$2.74 million, respectively. Other business-type funds reported unrestricted net assets of \$11.54 million.

Internal Service Funds

The internal service funds, which are used to finance and account for goods and services provided internally among City departments, had unrestricted net assets of \$333,390, a decrease of \$1.50 million from the prior year. Significant contributions to the change in unrestricted net assets are the recognition of the post-employment benefit plan's annual required contribution of \$1.94 million. The recognition of the post-employment liability has resulted in a deficit fund balance for the Employee Health Insurance Fund however; City management believes the cash position of the Employee Health Insurance Fund is sufficient to cover the current costs related to employee health insurance and current operating costs. An increase of \$533,299 in the net assets of the Garage Fund caused by decreased material and personnel costs also contributed to the change in internal service fund net assets.

Budgetary Highlights

The City adopts an annual budget for all funds. The City Council adopts budget adjustments during the year for supplemental appropriations which are generally contingent upon new or additional revenue sources or the spending of reserves.

General Fund

A total General Fund appropriation adjustment of \$150,010 approved for FY 2011 included \$32,000 in City Council to cover unanticipated contractual expenditures. The Municipal Court budget was increased by \$8,000 to cover unanticipated accrued leave costs and Planning & Community Development was increased by \$4,200 to cover unanticipated travel costs. The Transfers Out budget was increased by \$76,028, \$46,441 was used for a matching requirement to take advantage of federal grant availability in the Transit Services Fund, and \$29,587 was transferred to Metropolitan Planning Fund to satisfy a matching requirement. LifeSteps Campus required a \$29,782 adjustment to cover unanticipated maintenance and repair costs. The General Fund reflects a net positive ending fund balance variance of \$4.88 million, which consists of a positive net \$775,261 revenue variance, a positive total expenditure variance of \$3.48 million and a net positive transfer's variance of \$625,385. General Fund actual revenues were higher than budgeted revenues due to an increase in local sales tax and licenses and permits, decreases in investment earnings, charges for services and property taxes.

General Fund expenditures were below budget, primarily due to lower than budgeted expenditures in General Government (\$2,653,250), Public Safety (\$342,797), Public Works (\$267,634), Human Services (\$20,023) Welfare (\$57,488), and Culture and Recreation (\$137,198).

CITY OF CASPER, WYOMING

MANAGEMENT'S DISCUSSION AND ANALYSIS

June 30, 2011

(Unaudited)

General Fund transfers were lower than budgeted due to the subsidized funds requiring less funding. Detail of the individual cost centers budget performance by expenditure category can be found in the Required Supplementary Information section.

Capital Assets

The City's investment in capital assets for its governmental and business-type activities for the current fiscal year amounts to \$261.83 million (net of accumulated depreciation). This investment in capital assets includes land, buildings and related systems, improvements, machinery and equipment, park facilities, roads, highways and bridges. The City has included in capital assets the cost of infrastructure acquired or constructed since 1983 and related depreciation. Compliance to the infrastructure provisions of GASB 34 was completed as of June 30, 2005.

Major capital projects completed or in progress during the year are as follows:

Collector and arterial improvements	\$ 8,069,000
Various park and walk path improvements	1,652,000
Leisure service improvements	1,978,000
Various water and sewer infrastructure improvements	8,497,000
Wastewater Treatment Plant improvements	1,982,000
Various City facility improvements	583,000
Storm water improvements	298,000
Public safety	1,047,000
Fire station replacement	2,125,000
Technology upgrades	454,000
Wyolink connectivity project	442,000
Landfill and refuse improvements	1,286,000
Various street improvements	3,047,000
Energy efficiency improvements	2,313,000

Additional information on the City's capital assets can be found in Note 1 – Summary of Significant Accounting Practices – Capital Assets and Note 6 – Capital Assets to the basic financial statements.

Long-term Debt

At the end of the current fiscal year, the City had total net long-term obligations outstanding of \$34.51 million. Of this amount, \$1.17 million is for accrued compensated absences, \$22.32 million relates to loans from the State for utility systems, \$4.55 million for Landfill closure post closure care costs and \$16,441 for lease obligations. During the year, long-term debt increased by a net \$3.81 million, principally due to the drawdown of \$2.14 million as projects progressed, principle repayment of \$948,681 of loans from the State for water, sewer, wastewater and balefill system improvements and expansion, a net \$965,124 million increase in landfill closure and post closure liability and \$127,756 decrease in compensated absences and an increase of \$1.94 million in other post-employment benefits accrued during the fiscal year. Additional information about the City's debt can be found in Note 1 – Summary of Significant Accounting Practices – Long-Term Obligations and Note 11 – Long-Term Debt of this report.

CITY OF CASPER, WYOMING

MANAGEMENT'S DISCUSSION AND ANALYSIS

June 30, 2011

(Unaudited)

Economic Factors and Next Year's Budgets and Rates

The seemingly improving local economy and slow recovery of sales tax revenue did provide some optimism when the City prepared the FY 2012 budget. However, many sectors of the economy do remain flat resulting in the City maintaining a conservative approach. The City is faced with reduced local government distributions from the State of Wyoming and the year-by-year supplemental state funding was not replaced for the second consecutive year. The City has historically used "Above the Cap" funding distributed by the State for one-time projects to avoid relying on it for ongoing operations; however, for the FY12 budget, \$2.90 million of this funding was built into operations to balance the budget. Based on current available data, the unemployment rate near the end of the fiscal year for Natrona County and the City of Casper is 5.9% which is slightly higher than the State of Wyoming average unemployment rate of 5.2%. Fiscal year 2012 budgeted General Fund revenues, before transfers, were expected to increase by \$1.94 million from the amounts actually received in 2011. This is mainly due to:

- Rebound of previous negative growth in sales and use tax in almost all sectors; the mining and trade sectors have recently experienced some growth.
- Recovery of previous negative growth in jobs statewide resulting in sluggish sales; the State of Wyoming is currently experiencing slight growth in jobs from the same period last year in the mining, government, trade and wholesale sectors.

The fiscal year 2012 budgeted General Fund expenditures are increased over 2011 actual expenditures by \$2.00 million, excluding transfers. This is mainly due to:

- The City increased certain General Fund subsidy transfers to other City Funds after previously scaling those back due to the economic downturn.
- The City eliminated 26 vacant positions in 2011 and did add back 3 of these in the 2012 budget year. Personnel expenditures are budgeted to increase by 3.5% in FY12 due to increased benefit costs for health insurance, workers compensation insurance and retirement contributions.
- The City processed several one-time transfers out of the General Fund to 1) pay off debt in the Golf Course Fund in efforts to reduce outflows and to attempt to reverse the depletion of reserves and 2) boost funds back into the City's current capital assets and infrastructure for ongoing maintenance.

Currently the flat sales tax revenue is expected to continue for FY 2012 with some modest increases. While General Fund reserves will be used to offset some of the decreased revenue and for the first time, one time monies as well, status quo expenditures carry on in the General Fund to align with the flat revenues. Decreases in revenues of other City funds are still expected, particularly for the proprietary funds. Cost reductions are continuous in those funds to offset any expected reduction in revenues.

Requests for Information

This financial report is designed to provide a general overview of the City's finances for all those with an interest in the government's finances. Questions concerning any of the information should be addressed to the Administrative Services Director, 200 North David, Casper, Wyoming 82609 (vmcdonald@cityofcasperwy.com).

This page is intentionally left blank

BASIC FINANCIAL STATEMENTS

CITY OF CASPER, WYOMING

STATEMENT OF NET ASSETS

June 30, 2011

	Primary Government		
	Governmental Activities	Business-type Activities	Total
ASSETS			
Cash and cash equivalents	\$ 25,133,270	\$ 25,775	\$ 25,159,045
Investments	88,320,217	27,800,022	116,120,239
Receivables, net of allowance	6,499,514	2,917,361	9,416,875
Due from primary government	-	-	-
Internal balances	(7,931,237)	7,931,237	-
Inventories	596,380	764,246	1,360,626
Prepaid expenses	-	-	-
Deferred charges, costs of issuance	-	-	-
Notes receivable, current	44,420	-	44,420
Notes receivable, noncurrent	1,988,729	-	1,988,729
Capital assets, not being depreciated	22,305,263	23,630,144	45,935,407
Capital assets, net of depreciation	101,530,501	136,695,614	238,226,115
Total assets	<u>238,487,057</u>	<u>199,764,399</u>	<u>438,251,456</u>
LIABILITIES			
Accounts payable and other current liabilities	4,678,598	1,338,000	6,016,598
Accrued wages payable	871,114	823,168	1,694,282
Accrued interest payable	14,586	361,433	376,019
Due to component unit	118,561	142,860	261,421
Deferred revenue	136,709	87,092	223,801
Noncurrent liabilities			
Due within one year	1,495,286	973,492	2,468,778
Due in more than one year	7,375,573	25,896,197	33,271,770
Total liabilities	<u>14,690,427</u>	<u>29,622,242</u>	<u>44,312,669</u>
NET ASSETS			
Invested in capital assets, net of related debt	123,823,245	138,005,226	261,828,471
Restricted	3,178,818	-	3,178,818
Unrestricted	96,794,567	32,136,931	128,931,498
Total net assets	<u>\$ 223,796,630</u>	<u>\$ 170,142,157</u>	<u>\$ 393,938,787</u>

See accompanying notes to financial statements.

Component Units

Downtown Development Authority	Metropolitan Animal Control Joint Powers Board	Economic Development Joint Powers Board	Central Wyoming Regional Water System Joint Powers Board
\$ 276,977	\$ 600	\$ 248,984	\$ 1,547,056
152,989	160,769	3,065,138	3,700,000
2,912	13,033	5,530	43,955
-	118,561	-	142,860
-	-	-	-
-	-	-	273,619
-	-	-	13,513
-	-	-	155,024
-	-	-	-
-	-	1,695,061	-
-	-	-	1,743,927
3,226	466,375	18,320	43,060,336
436,104	759,338	5,033,033	50,680,290
9,435	7,065	1,000,761	41,668
-	18,520	-	-
-	-	-	259,457
-	-	-	-
-	-	-	-
-	-	-	917,989
-	30,483	-	22,996,460
9,435	56,068	1,000,761	24,215,574
3,226	466,375	18,320	20,785,380
-	-	-	1,132,379
423,443	236,895	-	4,547,057
\$ 426,669	\$ 703,270	\$ 4,032,272	\$ 26,464,816

CITY OF CASPER, WYOMING

STATEMENT OF ACTIVITIES
Year Ended June 30, 2011

Function/Programs	Expenses	Program Revenues		
		Charges for Services	Operating Grants and Contributions	Capital Grants and Contributions
Primary government				
Governmental activities				
General government	\$ 18,164,357	\$ 3,229,908	\$ 868,394	\$ 3,151,731
Public safety	16,928,604	3,079,115	926,062	-
Public works	4,933,967	-	-	-
Health	2,646,253	110,139	-	-
Welfare	795,308	405,247	1,199,255	19,330
Culture and recreation	7,798,783	78,635	-	273,579
Interest on long-term debt	2,923	-	-	-
Total governmental activities	<u>51,270,195</u>	<u>6,903,044</u>	<u>2,993,711</u>	<u>3,444,640</u>
Business-type activities				
Wastewater	4,388,258	3,065,196	-	-
Water	10,771,887	11,358,516	-	2,215,320
Balefill	4,650,308	5,563,850	-	314,390
Sewer	4,247,283	4,331,729	-	-
Refuse Collection	4,030,211	4,852,004	-	-
Golf Course	1,143,961	800,886	-	-
Parking Lots	93,258	18,988	-	-
Hogadon Ski Area	823,291	455,110	-	-
Casper Events Center	3,418,587	2,307,233	-	-
Aquatics	1,098,314	517,377	-	-
Ice Arena	542,783	288,963	-	-
Casper Recreation Center	1,153,228	524,200	943	-
Water Treatment Plant	2,398,634	2,390,999	-	-
Total business-type activities	<u>38,760,003</u>	<u>36,475,051</u>	<u>943</u>	<u>2,529,710</u>
Total primary government	<u>\$ 90,030,198</u>	<u>\$ 43,378,095</u>	<u>\$ 2,994,654</u>	<u>\$ 5,974,350</u>
Component units				
Downtown Development Authority	\$ 114,419	\$ -	\$ -	\$ -
Metropolitan Animal Control	825,979	207,538	622,408	-
Economic Development Joint Powers Board	503,219	-	500,000	-
Central Wyoming Regional Water Joint Powers Board	5,778,534	5,118,620	-	1,331,284
Total component units	<u>\$ 7,222,151</u>	<u>\$ 5,326,158</u>	<u>\$ 1,122,408</u>	<u>\$ 1,331,284</u>

See accompanying notes to financial statements.

Net (Expense) Revenue and Changes in Net Assets

Primary Government			Component Units			
Governmental Activities	Business-type Activities	Total	Downtown Development Authority	Metropolitan Animal Control Joint Powers Board	Economic Development Joint Powers Board	Central Wyoming Regional Water System Joint Powers Board
\$ (10,914,324)	\$ -	\$ (10,914,324)	\$ -	\$ -	\$ -	\$ -
(12,923,427)	-	(12,923,427)	-	-	-	-
(4,933,967)	-	(4,933,967)	-	-	-	-
(2,536,114)	-	(2,536,114)	-	-	-	-
828,524	-	828,524	-	-	-	-
(7,446,569)	-	(7,446,569)	-	-	-	-
(2,923)	-	(2,923)	-	-	-	-
<u>(37,928,800)</u>	<u>-</u>	<u>(37,928,800)</u>	<u>-</u>	<u>-</u>	<u>-</u>	<u>-</u>
-	(1,323,062)	(1,323,062)	-	-	-	-
-	2,801,949	2,801,949	-	-	-	-
-	1,227,932	1,227,932	-	-	-	-
-	84,446	84,446	-	-	-	-
-	821,793	821,793	-	-	-	-
-	(343,075)	(343,075)	-	-	-	-
-	(74,270)	(74,270)	-	-	-	-
-	(368,181)	(368,181)	-	-	-	-
-	(1,111,354)	(1,111,354)	-	-	-	-
-	(580,937)	(580,937)	-	-	-	-
-	(253,820)	(253,820)	-	-	-	-
-	(628,085)	(628,085)	-	-	-	-
-	(7,635)	(7,635)	-	-	-	-
-	245,701	245,701	-	-	-	-
<u>(37,928,800)</u>	<u>245,701</u>	<u>(37,683,099)</u>	<u>-</u>	<u>-</u>	<u>-</u>	<u>-</u>
-	-	-	(114,419)	-	-	-
-	-	-	-	3,967	-	-
-	-	-	-	-	(3,219)	-
-	-	-	-	-	-	671,370
-	-	-	(114,419)	3,967	(3,219)	<u>671,370</u>

(Continued)

CITY OF CASPER, WYOMING

STATEMENT OF ACTIVITIES (CONTINUED)

Year Ended June 30, 2011

	Net (Expense) Revenue and Changes in Net Assets		
	Primary Government		
	Governmental Activities	Business-type Activities	Total
Primary government			
Total primary government	\$ (37,928,800)	\$ 245,701	\$ (37,683,099)
Component units			
Total component units	-	-	-
General revenues			
Property taxes	4,637,052	-	4,637,052
Sales taxes	17,762,522	-	17,762,522
Optional 1% sales taxes	14,744,212	-	14,744,212
Gas taxes	955,466	-	955,466
Franchise taxes	3,087,507	-	3,087,507
911 emergency taxes	879,263	-	879,263
Mineral taxes	7,586,056	-	7,586,056
Cigarette taxes	380,139	-	380,139
Motor vehicle taxes	1,082,433	-	1,082,433
Miscellaneous	658,452	353,809	1,012,261
Unrestricted investment earnings	902,178	437,146	1,339,324
Transfers	(7,197,558)	7,197,558	-
Total general revenues and transfers	45,477,722	7,988,513	53,466,235
Change in net assets	7,548,922	8,234,214	15,783,136
Net assets - beginning of year as previously reported	203,727,338	161,907,943	365,635,281
Prior period adjustment	12,520,370	-	12,520,370
Net assets - beginning of year as restated	216,247,708	161,907,943	378,155,651
Net assets - end of year	\$ 223,796,630	\$ 170,142,157	\$ 393,938,787

See accompanying notes to financial statements.

Net (Expense) Revenue and Changes in Net Assets

Component Units			
Downtown Development Authority	Metropolitan Animal Control Joint Powers Board	Economic Development Joint Powers Board	Central Wyoming Regional Water System Joint Powers Board
\$ -	\$ -	\$ -	\$ -
(114,419)	3,967	(3,219)	671,370
143,076	-	-	-
-	-	-	-
-	-	-	-
-	-	-	-
-	-	-	-
-	-	-	-
-	-	-	-
-	-	-	-
2,600	3,500	-	157,458
7,225	1,723	-	31,702
-	-	37,489	-
152,901	5,223	37,489	189,160
38,482	9,190	34,270	860,530
388,187	694,080	3,998,002	25,604,286
-	-	-	-
388,187	694,080	3,998,002	25,604,286
\$ 426,669	\$ 703,270	\$ 4,032,272	\$ 26,464,816

CITY OF CASPER, WYOMING

**BALANCE SHEET
GOVERNMENTAL FUNDS**

June 30, 2011

	General	Departmental Capital Projects	Other Governmental Funds
ASSETS			
Cash and cash equivalents	\$ 25,025,920	\$ -	\$ 3,000
Investments	44,643,328	31,591,757	6,199,186
Taxes receivable	2,254,162	1,377,536	-
Other receivables, net of allowance	983,892	-	268,194
Interest receivable	312,562	28,822	72,477
Inventory	144,598	-	-
Due from other governments	5,140	26,519	942,007
Due from other funds	5,512,959	4,421,276	2,129,948
Advances to other funds, noncurrent	47,357	-	-
Notes receivable, current	-	7,567	36,853
Notes receivable, current	-	867,726	1,121,003
Total assets	\$ 78,929,918	\$ 38,321,203	\$ 10,772,668
LIABILITIES AND FUND BALANCES			
Liabilities			
Accounts payable	\$ 919,683	\$ 1,181,566	\$ 1,906,669
Accrued wages payable	618,645	-	72,192
Accrued interest payable	-	-	14,586
Deferred revenues	136,709	-	422,740
Due to other funds	21,664,302	-	616,306
Due to component unit	118,561	-	-
Advances from other funds, current	8,887	-	-
Total liabilities	23,466,787	1,181,566	3,032,493
FUND BALANCES			
Nonspendable	144,598	867,726	-
Restricted	165,000	-	2,146,092
Unrestricted			
Committed	49,362,529	-	-
Assigned	2,120,061	36,271,911	6,232,520
Unassigned (deficit)	3,670,943	-	(638,437)
Total fund balances	55,463,131	37,139,637	7,740,175
Total liabilities and fund balances	\$ 78,929,918	\$ 38,321,203	\$ 10,772,668

Amounts reported for governmental activities in the statement of net assets are different because:

- Capital assets used in governmental activities are not financial resources, and therefore, are not reported in the funds.
- Other long-term assets are not available to pay for current period expenditures and, therefore, are deferred in the funds.
- Internal service funds are used by management to charge the costs to individual funds. The assets and liabilities of the internal service funds are included in governmental activities in the statement of net assets.
- Long-term liabilities, including compensated absences, are not due and payable in the current period and therefore, are not reported in the funds.

Net assets of governmental activities

See accompanying notes to financial statements.

Total
Governmental
Funds

\$ 25,028,920
82,434,271
3,631,698
1,252,086
413,861
144,598
973,666
12,064,183
47,357
44,420
1,988,729
\$ 128,023,789

4,007,918
690,837
14,586
559,449
22,280,608
118,561
8,887
27,680,846

1,012,324
2,311,092

49,362,529
44,624,492
3,032,506
100,342,943

123,463,370
422,740

693,265
(1,125,688)

\$ 223,796,630

CITY OF CASPER, WYOMING

STATEMENT OF REVENUES, EXPENDITURES, AND CHANGES IN FUND BALANCES
 GOVERNMENTAL FUNDS
 Year Ended June 30, 2011

	<u>General</u>	<u>Departmental Capital Projects</u>	<u>Other Governmental Funds</u>
Revenues			
Taxes and special assessments	\$ 34,156,991	\$ 14,785,355	\$ 2,058,883
Licenses and permits	1,032,469	-	-
Intergovernmental	53,927	154,536	5,758,867
Charges for services	2,499,205	20,500	508,548
Fines	1,513,216	-	-
Investment earnings	520,048	205,341	63,441
Miscellaneous	280,300	91,916	289,557
Total revenues	<u>40,056,156</u>	<u>15,257,648</u>	<u>8,679,296</u>
Expenditures			
Current			
General government	5,252,606	1,041,067	1,010,876
Public safety	18,994,290	-	2,225,103
Public works	5,980,177	-	-
Health	1,003,002	-	424,557
Welfare	569,320	-	1,718,386
Culture and recreation	2,926,788	-	-
Capital outlay	175,792	11,161,037	2,876,408
Total expenditures	<u>34,901,975</u>	<u>12,202,104</u>	<u>8,255,330</u>
Excess of revenues over expenditures	<u>5,154,181</u>	<u>3,055,544</u>	<u>423,966</u>
Other financing sources (uses)			
Transfers in	2,503,023	7,442,695	2,588,708
Transfers out	<u>(5,665,160)</u>	<u>(12,031,938)</u>	<u>(3,362,099)</u>
Total other financing (uses)	<u>(3,162,137)</u>	<u>(4,589,243)</u>	<u>(773,391)</u>
Net change in fund balances	1,992,044	(1,533,699)	(349,425)
Fund balances - beginning of year	<u>53,471,087</u>	<u>38,673,336</u>	<u>8,089,600</u>
Fund balances - end of year	<u>\$ 55,463,131</u>	<u>\$ 37,139,637</u>	<u>\$ 7,740,175</u>

See accompanying notes to financial statements.

Total
Governmental
Funds

\$ 51,001,229
1,032,469
5,967,330
3,028,253
1,513,216
788,830
661,773

63,993,100

7,304,549
21,219,393
5,980,177
1,427,559
2,287,706
2,926,788
14,213,237

55,359,409

8,633,691

12,534,426
(21,059,197)

(8,524,771)

108,920

100,234,023

\$ 100,342,943

This page is intentionally left blank

CITY OF CASPER, WYOMING

RECONCILIATION OF THE STATEMENT OF REVENUES,
EXPENDITURES, AND CHANGES IN FUND BALANCES OF GOVERNMENTAL FUNDS
TO THE STATEMENT OF ACTIVITIES
Year Ended June 30, 2011

Amounts reported for governmental activities in the statement of activities
are different because:

Net change in fund balances - total governmental funds \$ 108,920

Governmental funds report capital outlays as expenditures. However in the
statement of activities the cost of those assets is allocated over their estimated
useful lives and reported as depreciation expense. This is the amount by which
capital outlays exceeded depreciation in the current period. 8,566,994

The disposal of capital assets that result in a loss (cost of the assets is greater
than the accumulated depreciation and proceeds) does not provide current
financial resources of governmental funds. Thus, that difference is not
recorded in the governmental funds. However, it is recognized in the statement
of activities. This is the net effect of this difference in the treatment of the
disposition of capital assets. (104,247)

Revenues in the statement of activities that do not provide current financial
resources are not reported as revenues in the funds. 113,423

The change in long-term liabilities, (compensated absences) does not
require the use of current financial resources of governmental funds.
Thus the change is not recorded in the governmental funds. This
is the net effect of these differences in the treatment. 313,633

Internal service funds are used by management to charge the costs of the
various funds to individual funds. The net revenue of certain activities of the
internal service funds is reported with governmental activities. (1,449,801)

Change in net assets of governmental activities \$ 7,548,922

See accompanying notes to financial statements.

CITY OF CASPER, WYOMING
STATEMENT OF NET ASSETS
PROPRIETARY FUNDS
June 30, 2011

Business-type Activities - Enterprise Funds

ASSETS

	Wastewater	Water	Balefill
Current assets			
Cash and cash equivalents	\$ 50	\$ 350	\$ 425
Investments	5,403,249	8,707,218	5,346,924
Interest receivable	16,273	28,412	17,722
Customer receivables, net of allowance	63,069	1,394,651	120,742
Due from other governments	-	197,092	-
Due from component units	-	-	-
Due from other funds	638,543	2,455,919	2,076,326
Inventories	86,866	610,654	-
Total current assets	<u>6,208,050</u>	<u>13,394,296</u>	<u>7,562,139</u>
Capital assets, not being depreciated			
Land and other nondepreciable assets	199,682	6,169,065	288,441
Construction in progress	345,232	11,201,512	309,130
Capital assets, net of depreciation			
Buildings	4,845,528	1,479,477	10,406,972
Improvements	36,140,203	30,559,379	12,092,535
Machinery and equipment	396,651	1,734,822	2,138,578
Net capital assets	<u>41,927,296</u>	<u>51,144,255</u>	<u>25,235,656</u>
Total assets	<u>48,135,346</u>	<u>64,538,551</u>	<u>32,797,795</u>
LIABILITIES			
Current liabilities			
Notes and capital leases payable, current	443,040	427,318	92,084
Accounts payable	319,306	235,895	149,992
Accrued wages payable	73,797	181,878	107,429
Accrued interest payable	133,248	190,971	11,861
Deferred revenue	-	-	-
Refundable customer deposits	-	99,467	-
Claims payable	-	-	-
Due to other funds	-	2,446	-
Due to component units	-	511,632	-
Total current liabilities	<u>969,391</u>	<u>1,649,607</u>	<u>361,366</u>
Noncurrent liabilities, net of current maturities			
Advances from other funds	-	-	-
Landfill closure and postclosure	-	-	4,549,157
Other postemployment benefits payable	-	-	-
Notes payable and capital leases	8,774,513	9,810,189	1,830,397
Total noncurrent liabilities	<u>8,774,513</u>	<u>9,810,189</u>	<u>6,379,554</u>
Total liabilities	<u>9,743,904</u>	<u>11,459,796</u>	<u>6,740,920</u>
NET ASSETS			
Invested in capital assets, net of related debt	32,709,743	40,906,748	23,313,175
Unrestricted	5,681,699	12,172,007	2,743,700
Total net assets	<u>\$ 38,391,442</u>	<u>\$ 53,078,755</u>	<u>\$ 26,056,875</u>

See accompanying notes to financial statements.

Business-type Activities - Enterprise Funds		Governmental
Other		Activities
Enterprise		Internal
Funds	Totals	Service Funds
\$ 24,950	\$ 25,775	\$ 104,350
8,342,631	27,800,022	5,885,946
25,950	88,357	12,789
1,053,450	2,631,912	215,413
-	197,092	-
368,772	368,772	-
3,216,657	8,387,445	2,246,718
66,726	764,246	451,782
<u>13,099,136</u>	<u>40,263,621</u>	<u>8,916,998</u>
546,125	7,203,313	-
4,570,957	16,426,831	-
18,622,237	35,354,214	-
15,161,813	93,953,930	-
3,117,419	7,387,470	372,394
<u>42,018,551</u>	<u>160,325,758</u>	<u>372,394</u>
<u>55,117,687</u>	<u>200,589,379</u>	<u>9,289,392</u>
11,050	973,492	5,127
533,340	1,238,533	670,683
460,064	823,168	223,405
25,353	361,433	-
87,092	87,092	-
-	99,467	-
-	-	1,231,364
415,292	417,738	-
-	511,632	-
<u>1,532,191</u>	<u>4,512,555</u>	<u>2,130,579</u>
38,470	38,470	-
-	4,549,157	-
-	-	6,458,156
931,941	21,347,040	7,392
<u>970,411</u>	<u>25,934,667</u>	<u>6,465,548</u>
<u>2,502,602</u>	<u>30,447,222</u>	<u>8,596,127</u>
41,075,560	138,005,226	362,165
11,539,525	32,136,931	331,100
<u>\$ 52,615,085</u>	<u>\$ 170,142,157</u>	<u>\$ 693,265</u>

CITY OF CASPER, WYOMING

STATEMENT OF REVENUES, EXPENSES AND CHANGES IN FUND NET ASSETS
 PROPRIETARY FUNDS
 Year Ended June 30, 2011

	Business-type Activities - Enterprise Funds		
	Wastewater	Water	Balefill
Operating revenues			
Charges for services	\$ 3,065,196	\$ 11,358,516	\$ 5,563,850
Other revenues	-	-	-
Total operating revenues	3,065,196	11,358,516	5,563,850
Operating expenses			
Personnel expenses	1,100,470	2,163,316	1,343,833
Contractual	855,799	1,283,389	1,484,466
Materials and supplies	298,774	5,802,010	35,908
Other expenses	-	37,694	650,003
Depreciation expense	1,919,829	1,359,224	1,136,098
Total operating expenses	4,174,872	10,645,633	4,650,308
Operating income (loss)	(1,109,676)	712,883	913,542
Nonoperating revenues (expenses)			
Intergovernmental	-	1,804,470	314,390
Investment earnings	62,450	144,217	101,492
Loss on disposal of capital assets	-	-	-
Interest	(213,386)	(126,254)	-
Total nonoperating revenues (expenses)	(150,936)	1,822,433	415,882
Income (loss) before contributions and transfers	(1,260,612)	2,535,316	1,329,424
Capital contributions	-	1,805,342	-
Transfers in	-	1,500,000	-
Transfers out	-	-	-
Net transfers and contributions	-	3,305,342	-
Change in net assets	(1,260,612)	5,840,658	1,329,424
Net assets - beginning of year	39,652,054	47,238,097	24,727,451
Net assets - end of year	\$ 38,391,442	\$ 53,078,755	\$ 26,056,875

See accompanying notes to financial statements.

<u>Business-type Activities - Enterprise Funds</u>		<u>Governmental</u>
<u>Other</u>		<u>Activities</u>
<u>Enterprise</u>		<u>Internal</u>
<u>Funds</u>	<u>Totals</u>	<u>Service Funds</u>
\$ 16,487,489	\$ 36,475,051	\$ 5,392,883
353,809	353,809	7,605,473
<u>16,841,298</u>	<u>36,828,860</u>	<u>12,998,356</u>
6,564,667	11,172,286	2,828,288
8,202,852	11,826,506	11,179,446
1,417,963	7,554,655	1,954,594
13,124	700,821	-
2,122,012	6,537,163	91,810
<u>18,320,618</u>	<u>37,791,431</u>	<u>16,054,138</u>
<u>(1,479,320)</u>	<u>(962,571)</u>	<u>(3,055,782)</u>
943	2,119,803	-
128,987	437,146	62,431
(606,191)	(606,191)	-
(22,741)	(362,381)	(2,923)
<u>(499,002)</u>	<u>1,588,377</u>	<u>59,508</u>
<u>(1,978,322)</u>	<u>625,806</u>	<u>(2,996,274)</u>
2,431,863	4,237,205	219,260
1,929,956	3,429,956	1,327,213
(58,753)	(58,753)	-
<u>4,303,066</u>	<u>7,608,408</u>	<u>1,546,473</u>
2,324,744	8,234,214	(1,449,801)
50,290,341	161,907,943	2,143,066
<u>\$ 52,615,085</u>	<u>\$ 170,142,157</u>	<u>\$ 693,265</u>

CITY OF CASPER, WYOMING

STATEMENT OF CASH FLOWS
 PROPRIETARY FUNDS
 Year Ended June 30, 2011

	<u>Business-type Activities - Enterprise Funds</u>		
	<u>Wastewater</u>	<u>Water</u>	<u>Balefill</u>
Cash flows from operating activities			
Cash received from customers	\$ 3,039,923	\$ 11,261,414	\$ 5,557,808
Cash receipts from interfund services provided	-	138,569	-
Cash from other sources	-	-	-
Cash payments to suppliers for goods and services	(896,442)	(7,179,252)	(1,028,038)
Claims paid	-	-	-
Cash payments for interfund services provided	(72,816)	(795,781)	(623,110)
Cash payments to employees for services	(1,108,789)	(2,162,812)	(1,330,993)
Cash paid to others	-	-	-
Net cash provided (used) by operating activities	<u>961,876</u>	<u>1,262,138</u>	<u>2,575,667</u>
Cash flows from non-capital financing activities			
Operating subsidies and transfers from other funds	<u>892,284</u>	<u>2,523,519</u>	<u>692,672</u>
Net cash provided by non-capital financing activities	<u>892,284</u>	<u>2,523,519</u>	<u>692,672</u>
Cash flows from capital and related financing activities			
Acquisition and construction of capital assets	(1,144,865)	(2,777,475)	(1,788,848)
Proceeds from long-term financing	-	475,162	-
Principal paid	(434,879)	(414,849)	(92,099)
Interest paid	(241,310)	(209,968)	(49,757)
Capital contributions	-	410,852	-
Net cash (used) by capital and related financing activities	<u>(1,821,054)</u>	<u>(2,516,278)</u>	<u>(1,930,704)</u>
Cash flows from investing activities			
Purchase of investment securities	(3,168,913)	(6,206,116)	(4,452,385)
Proceeds from the sale of investment securities	3,093,437	4,767,219	2,979,239
Interest on investments	42,370	169,518	135,511
Net cash (used) by investing activities	<u>(33,106)</u>	<u>(1,269,379)</u>	<u>(1,337,635)</u>
Net increase (decrease) in cash and cash equivalents	-	-	-
Cash and cash equivalents - beginning of year	<u>50</u>	<u>350</u>	<u>425</u>
Cash and cash equivalents - end of year	<u>\$ 50</u>	<u>\$ 350</u>	<u>\$ 425</u>

See accompanying notes to financial statements.

<u>Business-type Activities - Enterprise Funds</u>		<u>Governmental Activities</u>	
<u>Other Enterprise Funds</u>	<u>Totals</u>	<u>Internal Service Funds</u>	
\$ 16,319,367	\$ 36,178,512	\$ 1,784,443	
-	138,569	11,208,544	
353,809	353,809	-	
(8,131,684)	(17,235,416)	(2,908,272)	
-	-	(8,192,282)	
(1,645,291)	(3,136,998)	(473,974)	
(6,535,143)	(11,137,737)	(2,813,767)	
(71,139)	(71,139)	-	
<u>289,919</u>	<u>5,089,600</u>	<u>(1,395,308)</u>	
<u>1,904,443</u>	<u>6,012,918</u>	<u>1,401,113</u>	
<u>1,904,443</u>	<u>6,012,918</u>	<u>1,401,113</u>	
(865,155)	(6,576,343)	(6,722)	
-	475,162	-	
(10,289)	(952,116)	(4,219)	
(22,899)	(523,934)	(2,923)	
-	410,852	93,021	
<u>(898,343)</u>	<u>(7,166,379)</u>	<u>79,157</u>	
(6,367,988)	(20,195,402)	(6,876,292)	
4,920,965	15,760,860	4,832,603	
150,804	498,203	61,172	
<u>(1,296,219)</u>	<u>(3,936,339)</u>	<u>(1,982,517)</u>	
(200)	(200)	(1,897,555)	
<u>25,150</u>	<u>25,975</u>	<u>2,001,905</u>	
<u>\$ 24,950</u>	<u>\$ 25,775</u>	<u>\$ 104,350</u>	

(Continued)

CITY OF CASPER, WYOMING

STATEMENT OF CASH FLOWS (CONTINUED)
 PROPRIETARY FUNDS
 Year Ended June 30, 2011

	Business-type Activities - Enterprise Funds		
	Wastewater	Water	Balefill
Reconciliation of operating income (loss) to net cash provided by operating activities			
Operating income (loss)	\$ (1,109,676)	\$ 712,883	\$ 913,542
Adjustments to reconcile operating income (loss) to net cash provided (used) by operating activities			
Depreciation	1,919,829	1,359,224	1,136,098
Increase (decrease) in cash and cash equivalents resulting from changes in operating assets and liabilities			
Customer receivables	(25,273)	35,614	(6,042)
Inventories	1,923	(4,502)	-
Accounts payable and accrued expenses	183,392	(847,438)	(443,176)
Salaries and wages payable	(8,319)	504	12,840
Refundable customer deposits and unearned revenues	-	5,853	(2,720)
Claims payable	-	-	-
Landfill closure and postclosure care	-	-	965,125
Net cash provided (used) by operating activities	\$ 961,876	\$ 1,262,138	\$ 2,575,667
Noncash investing, capital and related financing activities			
Change in fair value of investments	\$ (5,057)	\$ (60,241)	\$ (54,234)
Capital assets contributed by governmental funds	\$ -	\$ 1,394,492	\$ -
Debt acquired in conjunction with assets contributed by governmental funds	\$ -	\$ -	\$ 1,659,356

See accompanying notes to financial statements.

<u>Business-type Activities - Enterprise Funds</u>		<u>Governmental Activities</u>	
<u>Other Enterprise Funds</u>	<u>Totals</u>	<u>Internal Service Funds</u>	
\$ (1,479,320)	\$ (962,571)	\$ (3,055,782)	
2,122,012	6,537,163	91,810	
41,919	46,218	117,162	
3,712	1,133	(18,220)	
(146,748)	(1,253,970)	(484,933)	
29,524	34,549	14,521	
(281,180)	(278,047)	-	
-	-	1,940,134	
-	965,125	-	
<u>\$ 289,919</u>	<u>\$ 5,089,600</u>	<u>\$ (1,395,308)</u>	
\$ (45,056)	\$ (164,588)	\$ (19,360)	
\$ 2,431,862	\$ 3,826,354	\$ 126,239	
\$ 6,059	\$ 1,665,415	\$ -	

This page is intentionally left blank

CITY OF CASPER, WYOMING

NOTES TO FINANCIAL STATEMENTS

June 30, 2011

Note 1. Summary of Significant Accounting Policies

This summary of significant accounting policies of the City of Casper, Wyoming (the City), is presented to assist in understanding the City's financial statements. The financial statements and notes are representations of the City's management, which is responsible for their accuracy and completeness. These accounting policies conform to accounting principles generally accepted in the United States of America (GAAP) and have been consistently applied in the preparation of the financial statements. The following is a summary of the more significant policies:

Reporting Entity

The City (primary government) is a municipal corporation governed by nine elected councilpersons. The City provides the following services as authorized by statute: public safety, street maintenance and operation, health and social services, culture-recreation, public improvements, planning and zoning, and general administrative services. As required by accounting principles generally accepted in the United States of America, these financial statements present the City and its component units, entities for which the City is considered to be financially accountable or entities which, if omitted, would materially distort the presentation of the City's financial position or activities. Blended component units, although legally separate entities, are, in substance, part of the City's operations and so data from those units would be combined with data of the primary government; however, the City does not have any blended component units. Each discretely presented component unit, on the other hand, is reported in a separate column in the basic financial statements to emphasize it is legally separate from the City. Each component unit has a June 30 year end.

Discretely Presented Component Units

The *Metropolitan Animal Control* is a Joint Powers Board which primarily serves the City and provides additional services for the Town of Evansville, the Town of Mills, the Subdivision of Mountain View, the Town of Bar Nunn and Natrona County and is governed by a board comprised of a City and Town Councilman from each municipality and a County Commissioner. The Board was established to account for revenues and expenditures associated with the control of domestic animals within the City, Towns and County boundaries. The Metropolitan Animal Control Joint Powers Board revenue and expenditures are part of the City's accounting records, and is reported as a governmental fund type component unit of the City. Due to the nature and significance of its relationship with the City (the City comprises a majority of the operations) the exclusion of this Board would render the financial statements of the City incomplete or misleading. The Board does not issue separate financial statements.

The *Economic Development Joint Powers Board* primarily serves the City, provides some services to Natrona County and is governed by a board that is comprised of the City Council, Chamber of Commerce and the Business Resource Council and County Commissioners. The Board was established to provide an efficient, orderly, economical and feasible method of jointly financing and administering an economic development program. The Casper Area Economic Development Joint Powers Board is reported as a governmental fund type component unit of the City. Due to the nature and significance of its relationship with the City (the City controls the Board and is financially accountable for its activities) the exclusion of this Board would render the financial statements of the City incomplete or misleading. The Board issues separate financial statements that can be obtained at the executive offices of the Board in Casper, Wyoming.

CITY OF CASPER, WYOMING

NOTES TO FINANCIAL STATEMENTS

June 30, 2011

Note 1. Summary of Significant Accounting Policies (Continued)

Reporting Entity (Continued)

Discretely Presented Component Units (Continued)

The *Downtown Development Authority* primarily serves the City and is comprised of a board that is appointed by the City Council. The Downtown Development Authority was established to account for all the revenues and those expenditures associated with the activities of developing the Casper downtown area. Due to the nature and significance of its relationship with the City the exclusion of this Board would render the financial statements of the City incomplete or misleading. The Authority does not issue separate financial statements.

The *Central Wyoming Regional Water System Joint Powers Board* primarily serves the City, but also provides services to the Wardwell Water and Sewer District, the Brooks Water and Sewer District, the Salt Creek Joint Powers Board, Natrona County and certain Special Improvement Districts. The Board was established to provide an orderly, economical and efficient method of jointly developing, financing and administering a regional water system plan and at some time in the future, the operation of a regional water system. Due to the nature and significance of its relationship with the City (the City purchases more than 90% of the services provided by the Board and exercises significant control over its activities) the exclusion of this Board would render the financial statements of the City incomplete or misleading. The Board issues separate financial statements that can be obtained at the executive offices of the Board in Casper, Wyoming.

Government-wide and Fund Financial Statements

The government-wide financial statements (i.e., the statement of net assets and the statement of activities) report information on all of the nonfiduciary activities of the primary government and its component units. For the most part, the effect of interfund activity has been removed from these statements. *Governmental activities*, which normally are supported by taxes and intergovernmental revenues, are reported separately from *business-type activities*, which rely to a significant extent on fees and charges for support. Likewise, the primary government is reported separately from certain legally separate *component units* for which the primary government is financially accountable.

The statement of activities demonstrates the degree to which the direct expenses of a given function or segment are offset by program revenues. *Direct expenses* are those that are clearly identifiable with a specific function or segment. *Program revenues* include 1) charges to customers or applicants who purchase, use, or directly benefit from goods, services, or privileges provided by a given function or segment and 2) grants and contributions that are restricted to meeting the operational or capital requirements of a particular function or segment. Taxes and other items not properly included among program revenues are reported instead as *general revenues*.

Separate financial statements are provided for governmental funds and proprietary funds. Major individual governmental funds are reported as separate columns in the fund financial statements.

CITY OF CASPER, WYOMING

NOTES TO FINANCIAL STATEMENTS

June 30, 2011

Note 1. Summary of Significant Accounting Policies (Continued)

Measurement Focus, Basis of Accounting, and Financial Statement Presentation

The government-wide financial statements are reported using the economic resources measurement focus and the accrual basis of accounting, as are the proprietary fund financial statements. Revenues are recorded when earned and expenses are recorded when a liability is incurred, regardless of the timing of related cash flows. Property taxes are recognized as revenues in the year for which they are levied. Grants and similar items are recognized as revenue as soon as all eligibility requirements imposed by the provider have been met.

Governmental fund financial statements are reported using the current financial resources measurement focus and the modified accrual basis of accounting. Revenues are recognized as soon as they are both measurable and available. Revenues are considered to be available when they are collectible within the current period. For this purpose, the government considers revenues to be available if they are collected within 60 days of the end of the current fiscal period. Expenditures generally are recorded when a liability is incurred, as under accrual accounting. However, debt service expenditures, as well as expenditures related to compensated absences and claims and judgments, are recorded only when payment is due.

Property taxes, franchise taxes, licenses, and interest associated with the current fiscal period are all considered to be susceptible to accrual and so have been recognized as revenues of the current fiscal period. All other revenue items are considered to be measurable and available only when cash is received by the government.

The government reports the following major governmental funds:

The General Fund is the government's primary operating fund. It accounts for all financial resources of the general government, except those required to be accounted for in another fund.

Departmental Capital Projects fund is a capital projects fund that is used to account for the funding and expenditures of various City Departmental capital projects.

The government reports the following major proprietary funds:

Wastewater Fund – to account for revenues and expenses associated with providing wastewater services to the City of Casper residents and some county residents.

Water Fund – to account for revenues and expenses associated with providing water services to the City of Casper residents and some county residents.

Balefill - to account for revenues and expenses associated with the Balefill.

Additionally, the government reports the following fund types:

The internal service funds account for the garage, city hall, health insurance, management information services, buildings and grounds, and property and liability insurance services provided to other departments or agencies of the City, or to other governments, on a cost-reimbursement basis.

CITY OF CASPER, WYOMING

NOTES TO FINANCIAL STATEMENTS

June 30, 2011

Note 1. Summary of Significant Accounting Policies (Continued)

Measurement Focus, Basis of Accounting, and Financial Statement Presentation (Continued)

Private-sector standards of accounting and financial reporting issued prior to December 1, 1989, generally are followed in the government-wide financial statements to the extent that those standards do not conflict with or contradict guidance of the Governmental Accounting Standards Board. Governments also have the option of following subsequent private-sector guidance for their financial statements, subject to this same limitation. The government has elected not to follow subsequent private-sector guidance.

As a general rule the effect of interfund activity has been eliminated from the government-wide financial statements.

Amounts reported as program revenues include 1) charges to customers or applicants for goods, services, or privileges provided, 2) operating grants and contributions, and 3) capital grants and contributions, including special assessments. Internally dedicated resources are reported as general revenues rather than as program revenues. Likewise, general revenues include all taxes.

Proprietary funds distinguish operating revenues and expenses from nonoperating items. Operating revenues and expenses generally result from providing services and producing and delivering goods in connection with a proprietary fund's principal ongoing operations. The principal operating revenues of the City's enterprise funds and of the City's internal service funds are charges to customers for sales and services. The City also recognizes as operating revenue the system development fees intended to recover the cost of connecting new customers to the system. Operating expenses for enterprise funds and internal service funds include the cost of sales and services, administrative expenses, and depreciation on capital assets. All revenues and expenses not meeting this definition are reported as nonoperating revenues and expenses.

Assets, Liabilities and Net Assets or Equity

Equity in Pooled Cash and Investments

Except when required by trust agreements or City policy, the operating cash of certain funds are pooled into one bank account and/or investment not identified with any particular fund. The accounting records for each applicable fund reflect its portion of the pooled cash and/or investments or its actual cash balance. When a particular fund overdraws its share of the pooled cash or investment account, the deficit is recorded as a payable to the general fund and a corresponding entry is made in the general fund to reflect the receivable from the other fund.

Deposits and Investments

The City's cash and cash equivalents are considered to be cash on hand, demand deposits, and short-term investments with original maturities of three months or less from the date of acquisition.

State statutes authorize the City to invest in securities issued or guaranteed by the U.S. Treasury or agencies of the United States government, bank certificates of deposit, shares or savings certificates of savings and loan associations, Tennessee Valley Authority bonds and notes, export-import bank notes, commingled funds of eligible securities, money market funds, commercial paper, and guaranteed participations.

Investments for the City are reported at fair value. Fair value is determined using the latest bid price or by the closing exchange price at the statements of net assets date.

CITY OF CASPER, WYOMING

NOTES TO FINANCIAL STATEMENTS

June 30, 2011

Note 1. Summary of Significant Accounting Policies (Continued)

Assets, Liabilities and Net Assets or Equity (Continued)

Receivables and Payables

Activity between funds that are representative of lending/borrowing arrangements outstanding at the end of the fiscal year are referred to as either "due to/from other funds" (i.e., the current portion of interfund loans) or "advances to/from other funds" (i.e., the non-current portion of interfund loans). All other outstanding balances between funds are reported as "due to/from other funds." Any residual balances outstanding between the governmental activities and business-type activities are reported in the government-wide financial statements as "internal balances."

Property Tax Revenue Recognition

Property taxes attach as an enforceable lien on property as of May 11. Taxes are levied on or about August 1, and are payable in two installments on September 1 and March 1, with delinquent dates of November 10 and May 10, respectively. If the first installment is not paid, the entire levy is delinquent on December 31. The County bills and collects property taxes for all municipalities and political subdivisions within the County, including the City of Casper.

The County is permitted by Wyoming Statutes to levy up to 8 mills of the assessed valuation for the City except for the payment of public debt and the interest thereon. The combined tax rate to finance general governmental services other than the payment of principal and interest of long-term debt for the year ended June 30, 2011 was 8 mills, which means the City has no available tax margin and accordingly, cannot raise any additional taxes.

Inventory

Inventory is valued at cost using the first-in, first-out method. Inventory in the City Hall Fund consists of consumable supplies. These amounts are accounted for as expenditures as used (consumption method) and, therefore, represent available spendable resources. Inventory of the Water Fund and Wastewater Fund is generally used for additions to plant and equipment or repairs. Inventory of the Garage Internal Service Fund consists of consumable supplies for the purpose of repairs and maintenance of the City's vehicular equipment. Inventory in the General Fund is for resale items at Fort Casper, a division of the Leisure Services Department of the City.

Capital Assets

Capital assets, which include property, intangible assets, plant, equipment, and infrastructure assets (e.g., roads, bridges, sidewalks, and similar items), are reported in the applicable governmental activities columns in the government-wide financials statements. Capital assets are defined by the government as assets with an initial, individual cost of more than \$5,000 and an estimated useful life in excess of one year. Such assets are recorded at historical cost or estimated historical cost if purchased or constructed. Donated capital assets are recorded at estimated fair market value at the date of donation.

CITY OF CASPER, WYOMING

NOTES TO FINANCIAL STATEMENTS

June 30, 2011

Note 1. Summary of Significant Accounting Policies (Continued)

Assets, Liabilities, and Net Assets or Equity (Continued)

Capital Assets (Continued)

In capitalizing general infrastructure (i.e., those reported by governmental activities) in accordance with GASB No. 34, general infrastructure acquired prior to the fiscal year ended after June 30, 1980 is not reported. The government was able to estimate the historical cost for the initial reporting of these assets through back trending (i.e., estimating the current replacement cost of the infrastructure to be capitalized and using an appropriate price-level index to deflate the cost to the acquisition year or estimated acquisition year). As the government constructs or acquires additional capital assets each period, including infrastructure assets, they are capitalized and reported at historical cost. The reported value excludes normal maintenance and repairs which are essentially amounts spent in relation to capital assets that do not increase the capacity or efficiency of the item or extend its useful life beyond the original estimate.

Major outlays for capital assets and improvements are capitalized as projects are constructed. For the primary government, as well as the component units, property, plant, and equipment is depreciated using the straight line method over the following estimated useful lives:

Assets	Years
Buildings	50
Building improvements	20-50
Public domain infrastructure	50
System infrastructure	50
Intangible assets	3-5

Compensated Absences

Vacation Policy

Effective October 9, 2000, vacation leave for full-time employees will accrue on a monthly basis as follows:

Length of Service	Vacation Accrual Rate
1 through 4 years	3.08 hours per bi-weekly pay period (10 days annually)
5 through 9 years	4.62 hours per bi-weekly pay period (15 days annually)
10 through 14 years	6.15 hours per bi-weekly pay period (20 days annually)
15 through 19 years	6.77 hours per bi-weekly pay period (22 days annually)
20 years or more	7.69 hours per bi-weekly pay period (25 days annually)

Beginning October 14, 2002, if an employee's vacation balance is over or reaches 220 hours, there will be no further accrual of vacation hours until the balance is reduced below 220 hours.

Vacation accrual and use for Fire Department personnel will be in accordance with the existing contract.

CITY OF CASPER, WYOMING

NOTES TO FINANCIAL STATEMENTS

June 30, 2011

Note 1. Summary of Significant Accounting Policies (Continued)

Assets, Liabilities, and Net Assets or Equity (Continued)

Compensated Absences (Continued)

Vacation Policy (Continued)

Vacation time is cashed out only under the following circumstances:

A full-time employee separates from employment and has accrued vacation to his credit; the employee will be paid a salary equivalent to the accrued vacation.

A full-time employee dies and has vacation to his credit; the salary equivalent to the accrued vacation is payable to the employee's estate.

A full-time employee moves into a part-time or seasonal position; the employee will be paid a salary equivalent to the accrued vacation.

All vacation pay is accrued when incurred in the government-wide financial statements.

Sick Leave

Sick leave with pay will accumulate to the credit of each permanent employee at the rate of one (1) working day per month up to a maximum of 200 hours. After 200 hours are accumulated, the rate of accumulation is one-half (½) working day per month to a maximum of six (6) days. The employee has the option to sell the excess leave up to six days back to the City or convert them to vacation days. If an employee retires and gives the City one (1) year notice, they may sell one-half (½) of their accumulated sick leave back to the City. If the one (1) year notice is not given, or if the employee terminates for any other reason, any accumulated sick leave is lost and, therefore, no liabilities are recorded as the amount of ultimate liability is not estimable. A liability for these amounts is reported in governmental funds only if a terminating event has occurred, for example, as a result of employee resignations and retirements.

Long-Term Obligations

In the government-wide financial statement long-term debt and other long-term obligations are reported as liabilities in the applicable governmental activities statement of net assets.

In the fund financial statements, governmental fund types recognize proceeds from lease purchase obligations which are reported as other financing sources. Repayment of long-term debt (lease purchase obligations) are reported as debt service expenditures.

Fund Equity

Governmental fund equity is classified as fund balance. Fund balance is further classified as nonspendable, restricted, committed, assigned, or unassigned. Non-spendable fund balances include amounts which cannot be spent because they are not in spendable form. Restrictions on fund balances have been externally imposed by creditors, grantors, or contributors or enabling legislation or constitutional provisions. Commitments of fund balances were imposed by resolution of the City Council; these balances may be redeployed with appropriate due process. Assignments of fund balances express the intent imposed by a designee of the City Council to utilize the funds for specific purposes.

CITY OF CASPER, WYOMING

NOTES TO FINANCIAL STATEMENTS

June 30, 2011

Note 1. Summary of Significant Accounting Policies (Continued)

Assets, Liabilities, and Net Assets or Equity (Continued)

Fund Equity (Continued)

When both restricted and unrestricted resources are available for use, it is the City's policy to use restricted resources first, then unrestricted resources as they are needed. In, addition, when committed, assigned, or unassigned amounts are available for use, it is the City's policy to utilize committed resources first, then assigned resources, and finally, unassigned resources as they are needed.

Restricted Net Assets

For the government-wide financial statements, net assets are reported as restricted when constraints placed on the net assets are either: (1) externally imposed by creditors (such as debt covenants), grants, contributors, or laws or regulations of other governments, or (2) imposed by law through constitutional provisions or enabling legislation.

Accounting Estimates

The preparation of financial statements requires management to make estimates and assumptions that affect the reported amounts of assets and liabilities and disclosures of contingent assets and liabilities at the date of the financial statements and the reported amounts of revenue and expenditures/expenses during the reporting period. Actual amounts could differ from those estimates.

Note 2. Reconciliation of Government Wide and Fund Financial Statements

Explanation of Certain Differences Between the Governmental Fund Balance Sheet and the Government-wide Statement of Net Assets

The governmental fund balance sheet includes a reconciliation between *fund balance - total governmental funds and net assets of governmental activities* as reported in the government-wide statement of net assets. One element of that reconciliation states that capital assets used in governmental activities are not financial resources, and therefore are not reported in the funds. The details of this \$123,463,370 are as follows:

Total capital assets, governmental activities	\$ 123,835,764
Less capital assets, internal service funds	<u>(372,394)</u>
Net adjustment to increase <i>fund balance - total governmental funds</i> to arrive at <i>net assets of governmental activities</i>	<u>\$ 123,463,370</u>

Another element of that reconciliation states that "other long-term assets are not available to pay current period expenditures and, therefore, are deferred in the funds." The details of this \$422,740 are as follows:

Deferred revenue	\$ 422,740
Net adjustment to increase <i>fund balance - total governmental funds</i> to arrive at <i>net assets of governmental activities</i>	<u>\$ 422,740</u>

CITY OF CASPER, WYOMING

NOTES TO FINANCIAL STATEMENTS

June 30, 2011

Note 2. Reconciliation of Government Wide and Fund Financial Statements (Continued)

Explanation of Certain Differences Between the Governmental Fund Balance Sheet and the Government-wide Statement of Net Assets (Continued)

Another element of that reconciliation states that the assets and liabilities of the internal service fund are included in the governmental activities statement of net assets. The details of this \$693,265 are as follows:

Internal service funds assets	\$ 9,289,392
Internal service funds liabilities	<u>(8,596,127)</u>
Net adjustment to increase <i>fund balance - total governmental funds</i> to arrive at <i>net assets of governmental activities</i>	<u>\$ 693,265</u>

Another element of that reconciliation explains that “long-term liabilities, including compensated absences, are not due and payable in the current period and, therefore, are not reported in the funds.” The details of this \$(1,125,688) difference are as follows:

Compensated absences	\$ (1,168,820)
Less amounts recorded in accrued wages payable	<u>43,132</u>
Net adjustment to reduce <i>fund balance - total governmental funds</i> to arrive at <i>net assets of governmental activities</i>	<u>\$ (1,125,688)</u>

Explanation of Certain Differences Between the Governmental Fund Statement of Revenues, Expenditures, and Changes in Fund Balances and the Government-wide Statement of Activities

The governmental fund statement of revenues, expenditures, and changes in fund balances includes a reconciliation between net changes in fund balances - total governmental funds and changes in net assets of governmental activities as reported in the government-wide statement of activities. One element of that reconciliation explains that “Governmental funds report capital outlays as expenditures.” However, in the statement of activities the cost of these assets is allocated over their estimated useful lives and reported as depreciation expense.” The details of this \$8,566,994 difference are as follows:

Capital outlay	\$ 13,502,062
Less internal service fund capital asset additions	(132,962)
Depreciation expense	(4,893,916)
Less internal service fund depreciation	<u>91,810</u>
Net adjustments to increase <i>net changes in fund balances - total governmental funds</i> to arrive at <i>change in net assets of governmental activities</i>	<u>\$ 8,566,994</u>

CITY OF CASPER, WYOMING

NOTES TO FINANCIAL STATEMENTS

June 30, 2011

Note 2. Reconciliation of Government Wide and Fund Financial Statements (Continued)

Explanation of Certain Differences Between the Governmental Fund Statement of Revenues, Expenditures, and Changes in Fund Balances and the Government-wide Statement of Activities (Continued)

An element of that reconciliation states “The disposal of capital assets that result in a loss (cost of assets is greater than the accumulated depreciation) does not require the use of current financial resources of governmental funds. However, it is recognized in the statement of activities.” The details of this \$(104,247) difference are as follows:

Cost basis of assets disposed	\$ (1,314,276)
Less internal service fund capital asset disposals	18,903
Accumulated depreciation on assets disposed	1,210,029
Less accumulated depreciation on internal service fund assets disposed	<u>(18,903)</u>
Net adjustments to decrease <i>net changes in fund balances - total governmental funds</i> to arrive at <i>change in net assets of governmental activities</i>	<u>\$ (104,247)</u>

Another element of that reconciliation states “The change in long-term liabilities (retainages and compensated absences) does not require the use of current financial resources of governmental funds. Thus, the change is not recorded in the governmental funds.” The details of this \$313,633 difference are as follows:

Accrued compensated absences as of June 30, 2011	\$ (1,168,820)
Plus amounts recorded in accrued wages payable in current year	43,132
Accrued compensated absences as of June 30, 2010	1,296,576
Less amount recorded in accrued wages payable in prior year	(11,217)
Retainage payable as of June 30, 2010	<u>153,962</u>
Net adjustments to increase <i>net changes in fund balances - total governmental funds</i> to arrive at <i>change in net assets of governmental activities</i>	<u>\$ 313,633</u>

Another element of that reconciliation states revenues reported in the statement of activities do not provide current financial resources and are reported as deferred revenue in the governmental funds. The details of that \$113,423 difference are as follows:

Deferred revenue as of June 30, 2011	\$ 422,740
Deferred revenue as of June 30, 2010	<u>(309,317)</u>
Net adjustments to increase <i>net changes in fund balances - total governmental funds</i> to arrive at <i>change in net assets of governmental activities</i>	<u>\$ 113,423</u>

CITY OF CASPER, WYOMING

NOTES TO FINANCIAL STATEMENTS

June 30, 2011

Note 2. Reconciliation of Government Wide and Fund Financial Statements (Continued)

Explanation of Certain Differences Between the Governmental Fund Statement of Revenues, Expenditures, and Changes in Fund Balances and the Government-wide Statement of Activities (Continued)

Another element of that reconciliation states that "The net revenue of certain activities of the internal service fund is reported with governmental activities." The details of this \$(1,449,801) difference are as follows:

Internal Service Funds	
Net operating expense	\$ (3,055,782)
Non-operating revenue	59,508
Contribution of capital	219,260
Transfers	1,327,213
	<hr/>
Net adjustments to decrease <i>net changes in fund balances - total governmental funds</i> to arrive at <i>change in net assets of governmental activities</i>	<u>\$ (1,449,801)</u>

Note 3. Stewardship, Compliance, and Accountability

Budgetary Information

The City's procedures for establishing the budget each year are as follows:

Operational budgets are submitted to the Department Heads in February of each year.

From March through May 1 of each year, these budgets are reviewed and refined as necessary by the Department Heads and the City Manager.

The City Manager submits the proposed budget to the City Council the first week of May of each year. The overall budget includes proposed expenditures and the means of financing them.

A public hearing is conducted at City Hall to obtain taxpayer comments during June of each year.

Prior to June 30, the budget is legally enacted through passage of a resolution for the fiscal year beginning July 1 of each year.

The City Manager is authorized to transfer budgeted amounts between expenditure classifications of an individual cost center; however, any revisions that alter the total expenditures of any fund or department must be approved by the City Council.

Formal budgetary integration is employed as a management control device during the year for all funds of the City. Budgets are legally adopted for all funds. Expenditures cannot exceed budgeted amounts on an individual department level basis based upon original and/or supplemental appropriations as approved by the City Council.

Budgets for the general, special revenue, debt service and capital projects funds are adopted on a modified accrual basis except for accrued payroll and benefits which are not being recorded as expenditures. Actual revenue data (prepared on a GAAP basis) includes fair market value adjustments of investments. Actual expenditure data (prepared on a GAAP basis) have been adjusted to reflect actual on a legal basis for comparison to expenditures with the legally adopted budgeted amounts.

Budgeted amounts are as originally adopted, or as amended by the City Council.

CITY OF CASPER, WYOMING

NOTES TO FINANCIAL STATEMENTS

June 30, 2011

Note 3. Stewardship, Compliance, and Accountability (Continued)

Budget Amendments

During the 2011 fiscal year, it was necessary to amend the originally adopted budget. The following general fund departments and funds were amended through transfers between departments or funds and from unanticipated revenues:

General Fund

City Council	\$ 17,000
Municipal Court	8,000
Planning	4,200
Traffic	(3,200)
Human Services	15,000
Lifesteps Campus	17,500
Transfers Out	(105,810)
	<u>(47,310)</u>

Special Revenue Funds

Community Development Block Grants	(142,884)
Transportation Services	65,665
Metropolitan Planning Organization	57,963
Special Events Assistance	35,000
	<u>15,744</u>

Capital Projects Funds

Departmental Capital Projects	5,366,000
ARRA Grant Monies	45,487
	<u>5,411,487</u>
	<u>\$ 5,379,921</u>

Excess of Expenditures Over Appropriations

For the fiscal year ended June 30, 2011, the following funds/departments/cost centers of the City had expenditures in excess of budget appropriations.

	<u>Expenditures</u>	<u>Budget</u>	<u>Excess Expenditures</u>
General Fund			
Lifesteps Campus	\$ 204,244	\$ 202,000	\$ 2,244
Debt Service Fund			
Local Assessment District	264,548	29,554	234,994

CITY OF CASPER, WYOMING

NOTES TO FINANCIAL STATEMENTS

June 30, 2011

Note 3. Stewardship, Compliance, and Accountability (Continued)

Deficit Fund Balances

The following nonmajor funds had a deficit balance at June 30, 2011:

Transportation Services	\$ (45,105)
ARRA Grant Monies	(593,332)
Water Treatment Plant	(7,635)
Employee Health Insurance	(2,209,845)

Except for the Employee Health Insurance fund, the City plans to eliminate the deficit balances through the receipt of grant and local matching revenues. Within the ARRA Grant Monies fund, the city expended monies on projects in anticipation of receiving loans from the Wyoming State Land and Investment Board. The Employee Health Insurance fund balance declined with the implementation of GASB 45 and the required recording of the unfunded actuarially determined liability for post-retirement health care benefits. The City has not adopted a policy to regularly fund the liability and the deficit balance is expected to increase.

Fund Balance Specific Purpose Details

The following table outlines the specific purpose details for governmental fund balances of the City:

	<u>General</u>	<u>Departmental Capital Projects</u>	<u>Other Funds</u>	<u>Total</u>
Fund balances				
Nonspendable				
Inventory	\$ 144,598	\$ -	\$ -	\$ 144,598
Non-current notes receivable	-	867,726	-	867,726
Restricted for				
Rock Creek Dam rehabilitation	100,000	-	-	100,000
Paradise Valley Pipeline project	65,000	-	-	65,000
Weed and pest activities	-	-	435,033	435,033
Community development projects	-	-	87,016	87,016
Metropolitan Planning Organization	-	-	36,805	36,805
Special events assistance	-	-	60,978	60,978
Police projects	-	-	119,078	119,078
Public safety communications projects	-	-	1,163,806	1,163,806
Redevelopment loans	-	-	243,376	243,376
Committed to				
Emergency reserves	10,216,576	-	-	10,216,576
Operating reserves	10,216,576	-	-	10,216,576
Perpetual care of one cent projects	28,929,377	-	-	28,929,377
Assigned to				
Planned capital projects	2,120,061	36,271,911	4,303,490	42,695,462
Local assessment district	-	-	1,929,030	1,929,030
Unassigned	3,670,943	-	(638,437)	3,032,506
Totals	<u>\$ 55,463,131</u>	<u>\$ 37,139,637</u>	<u>\$ 7,740,175</u>	<u>\$ 100,342,943</u>

CITY OF CASPER, WYOMING

NOTES TO FINANCIAL STATEMENTS

June 30, 2011

Note 4. Deposits and Investments

As of June 30, 2011, the City had the following investments:

Investment Type	Fair Value	Interest Rate	Investment Maturities (in Years)				Investment Rating
			Less Than 1	1 - 5	6 - 10	More Than 10	
FFCBN	\$ 15,634,596	.875-5.125%	\$ 6,727,341	\$ 8,907,255	\$ -	\$ -	AAA
FHLBN	26,696,540	.25-5.6%	15,664,986	11,031,554	-	-	AAA
FHLMC	28,901,513	1.55-6.5%	22,001,213	6,423,051	114,268	362,981	AAA
FNMA	23,491,070	1.875-6.5%	12,920,015	8,325,447	-	2,245,608	AAA
GNMA	297,457	6.50%	-	-	-	297,457	AAA
Private Export Funding Corporation	273,125	4.97%	-	273,125	-	-	AA+
Commercial Paper	4,993,875	.25-.60%	4,993,875	-	-	-	A-1+
US Treasury Bills	1,499,444	2.05%	1,499,444	-	-	-	AAA
US Treasury Notes	14,493,388	3.125-6.25%	858,879	12,365,915	-	1,268,594	AAA
Total investments	116,281,008		\$ 64,665,753	\$ 47,326,347	\$ 114,268	\$ 4,174,640	

Less amount held for component unit:

Metro Animal Control (160,769)

Total primary
government

\$ 116,120,239

Interest rate risk

Interest rate risk is the risk that changes in interest rates will adversely affect the fair value of an investment. As a means of limiting its exposure to fair value losses arising from rising interest rates, the City attempts to match its investment maturities to expected cash flow needs. With this investment focus, investments are expected to reach maturity with limited gains or losses. The City's investment policy limits the maturities as follows:

Maturity Limitations	Percentage of Total Invested Principal	
	Maximum %	Minimum %
0 - 1 year	100%	25%
1 - 3 years	75%	0%
3 - 5 years	30%	0%
5 - 10 years	20%	0%
10 - 30 years	20%	0%

Credit risk

Generally, credit risk is the risk that an insurer of investments will not fulfill its obligation to the holder of the investment. This is measured by the assignment of a rating by a nationally recognized statistical rating organization. State law does not allow governments to invest in corporate bonds, stocks or mutual funds and limits investments in commercial paper to short term maturities (not greater than 270 days) and to the top ratings issued by nationally recognized statistical rating organizations (Moody's and Standard and Poor's). Obligations of the U.S. Government and obligations specifically guaranteed and backed by the full faith and credit of the U.S. Government are authorized investments for the City. The City's investments in U.S. Government Securities were either not rated, or rated AAA by Standard and Poor's.

CITY OF CASPER, WYOMING

NOTES TO FINANCIAL STATEMENTS

June 30, 2011

Note 4. Deposits and Investments (Continued)

Concentration of credit risk

The City uses an outside investment firm as the asset manager of the investment portfolio. 100% of the City's investments are managed by this outside firm. The composition of the portfolio, including investments held for Metro Animal Control, a component unit, is as follows:

<u>Investment Type</u>	<u>Fair Value</u>	<u>Percent of Portfolio</u>
US Treasury Bills and Notes	\$ 15,992,832	13.75%
Government Agencies	95,294,301	81.96%
Commercial Paper	4,993,875	4.29%
	<u>\$ 116,281,008</u>	<u>100.00%</u>

Custodial credit risk - deposits

In the case of deposits, this is the risk that in the event of a bank failure, the City's deposits may not be returned to it. State statutes require that the City's deposits in excess of the Federal depository insurance amount be collateralized. At June 30, 2011, the City's deposits were fully collateralized as required by statutes.

Custodial credit risk - investments

For an investment, this is the risk that, in the event of the failure of the counterparty, the City will not be able to recover the value of its investments or collateral securities that are in the possession of an outside party. The City does not have a formal policy for custodial credit risk. The City requires investments be held by a third party trust service which operates under trust standards to minimize exposure to custodial credit risk.

The remainder of this page is intentionally left blank

CITY OF CASPER, WYOMING

NOTES TO FINANCIAL STATEMENTS

June 30, 2011

Note 5. Receivables

Receivables as of year end for the government's individual major funds, including the applicable allowances for uncollectible accounts, are as follows:

	Governmental Funds	
	General Fund	Departmental Capital Projects
Taxes receivable	\$ 1,746,097	\$ 1,377,536
Franchise taxes receivable	508,065	-
Miscellaneous	262,981	-
Court fines	1,847,038	-
Due from other governments	5,140	26,519
Interest	312,562	28,822
Allowance for bad debts	(1,126,127)	-
	\$ 3,555,756	\$ 1,432,877

	Business-type Activities - Enterprise Funds		
	Wastewater Fund	Water Fund	Balefill Fund
Customers	\$ 63,069	\$ 548,493	\$ 181,943
Miscellaneous	-	19,289	-
Unbilled services	-	886,473	-
Due from other governments	-	197,092	-
Interest	16,273	28,412	17,722
Allowance for bad debts	-	(59,604)	(61,201)
	\$ 79,342	\$ 1,620,155	\$ 138,464

The remainder of this page is intentionally left blank

CITY OF CASPER, WYOMING

NOTES TO FINANCIAL STATEMENTS

June 30, 2011

Note 6. Capital Assets

Primary Government

Capital asset activity for the year ended June 30, 2011 was as follows:

	Balance July 1, 2010 (As restated)	Additions	Disposals	Transfers	Balance June 30, 2011
Primary Government					
Governmental activities					
Capital assets, not being depreciated					
Land, artwork, water rights and easements	\$ 6,408,143	\$ 12,450	\$ 5,000	\$ -	\$ 6,415,593
Construction in progress	15,219,492	11,527,148	148	(10,856,822)	15,889,670
Total capital assets not being depreciated	<u>21,627,635</u>	<u>11,539,598</u>	<u>5,148</u>	<u>(10,856,822)</u>	<u>22,305,263</u>
Capital assets being depreciated					
Buildings	24,857,331	52,830	-	3,232,456	28,142,617
Improvements	17,017,192	10,987	-	1,152,287	18,180,466
Equipment	28,347,921	1,898,647	1,309,128	418,307	29,355,747
Infrastructure	79,948,949	-	-	6,053,772	86,002,721
Total capital assets being depreciated	<u>150,171,393</u>	<u>1,962,464</u>	<u>1,309,128</u>	<u>10,856,822</u>	<u>161,681,551</u>
Less accumulated depreciation for					
Buildings	7,361,172	487,160	-	-	7,848,332
Improvements	7,833,552	448,712	-	-	8,282,264
Equipment	19,861,347	2,361,192	1,210,029	-	21,012,510
Infrastructure	21,411,092	1,596,852	-	-	23,007,944
Total accumulated depreciation	<u>56,467,163</u>	<u>4,893,916</u>	<u>1,210,029</u>	<u>-</u>	<u>60,151,050</u>
Total capital assets being depreciated, net	<u>93,704,230</u>	<u>(2,931,452)</u>	<u>99,099</u>	<u>10,856,822</u>	<u>101,530,501</u>
Governmental activities capital assets, net	<u>\$ 115,331,865</u>	<u>\$ 8,608,146</u>	<u>\$ 104,247</u>	<u>\$ -</u>	<u>\$ 123,835,764</u>

Depreciation expense was charged to functions/programs of the primary government as follows:

Governmental activities	
General government	\$ 867,989
Public safety	1,164,345
Public works	2,024,816
Welfare	326,517
Culture and recreation	510,249
Total depreciation expenses - governmental activities	<u>\$ 4,893,916</u>

CITY OF CASPER, WYOMING

NOTES TO FINANCIAL STATEMENTS

June 30, 2011

Note 6. Capital Assets (Continued)

Primary Government (Continued)

Prior Period Adjustment

The July 1, 2010, capital assets balance of the governmental activities was restated to include additional construction in progress, consisting of additional infrastructure projects in the amount of \$12,198,030. In addition, accumulated depreciation on infrastructure was reduced by \$322,340, resulting in a total prior period adjustment of \$12,520,370 in the government-wide financial statements. The year ending June 30, 2010 governmental activities public works expenses decreased \$6,458,227, while the prior year governmental activities beginning net assets increased \$6,062,143, the portion of the adjustment which pertained to the year ending June 30, 2009.

	Balance July 1, 2010	Additions	Disposals	Transfers	Balance June 30, 2011
<i>Business-type activities</i>					
Capital assets, not being depreciated					
Land, artwork, water rights and easements	\$ 7,203,313	\$ -	\$ -	\$ -	\$ 7,203,313
Construction in progress	19,622,960	12,375,705	1,830,488	(13,741,346)	16,426,831
Total capital assets not being depreciated	26,826,273	12,375,705	1,830,488	(13,741,346)	23,630,144
Capital assets being depreciated					
Buildings	56,334,878	-	-	4,017,490	60,352,368
Improvements	138,953,720	148,035	-	9,590,738	148,692,493
Machinery and equipment	25,678,118	975,156	341,984	133,118	26,444,408
Total capital assets being depreciated	220,966,716	1,123,191	341,984	13,741,346	235,489,269
Less accumulated depreciation for					
Buildings	23,668,041	1,330,113	-		24,998,154
Improvements	51,020,211	3,718,352	-		54,738,563
Machinery and equipment	17,910,224	1,488,698	341,984	-	19,056,938
Total accumulated depreciation	92,598,476	6,537,163	341,984	-	98,793,655
Total capital assets being depreciated, net	128,368,240	(5,413,972)	-	13,741,346	136,695,614
Business-type activities capital assets, net	\$ 155,194,513	\$ 6,961,733	\$ 1,830,488	\$ -	\$ 160,325,758

The City incurred interest costs of \$589,108 in business-type activities, of which \$226,727 was capitalized in the year ended June 30, 2011.

CITY OF CASPER, WYOMING

NOTES TO FINANCIAL STATEMENTS

June 30, 2011

Note 6. Capital Assets (Continued)

Construction Commitments

As of June 30, 2011, the City has entered into several construction contracts resulting in commitments for future capital expenditures. The major projects are as follows:

	Contract Amount	Costs to Date	Remaining Commitment
Energy Conservation	\$ 1,041,010	\$ 7,678	\$ 1,033,332
Walkability Improvements	329,237	239,833	89,404
FY09 15th and Beverly St Intersection	275,000	80,718	194,282
FY11 E. 2nd Street Paving Repairs	157,290	878	156,412
FY11 Bryan Stock Trail - WYDOT	50,000	6,430	43,570
FY11 Residential Streets	500,000	188,474	311,526
FY11 Cottonwood - Phase I	399,000	125,863	273,137
FY11 Collectors and Arterials	2,037,729	1,688,813	348,916
FY10 Courthouse Pedestrian Crossing	105,976	40,409	65,567
FY10 Collins Drive	2,020,896	858,396	1,162,500
FY11 Platte River Parkway Proj - 1% #13	321,252	94,982	226,270
FY11 Park Improvements	220,940	160,749	60,191
FY11 Buckboard Park	374,815	61,916	312,899
FY11 Tate Pumphouse Property Improvements	269,830	7,602	262,228
FY10 LifeSteps Campus Building Enhancements	330,808	25,483	305,325
FY08 David Street	1,150,000	1,036,290	113,710
FY09 Platte River Parkway Project	477,610	429,406	48,204
Energy Assurance	130,000	14,701	115,299
FY10 Beverly Street Underpass	846,550	674,156	172,394
Area Wide Water Main Replacement 9-17	5,511,257	5,246,868	264,389
Area Wide Water Main Replacement 9-18	1,424,593	1,398,893	25,700
Casper Events Center Boiler Replacement	1,185,000	593,592	591,408
Energy Improvements - Casper Events Center and Street Light LED Conversions	503,600	375,061	128,539
Ft. Casper LAD Phase II 07-28	5,714,596	5,163,736	550,860
Beverly Street Water Main Improvements	251,750	390	251,360
Yellowstone Highway	1,128,878	727,274	401,604
Glendale and E. 26th Improvements	4,158,768	4,110,485	48,283
Zone IV Water System Improvements	663,300	157,377	505,923
Zone III Phase III Water System Improvements	4,126,231	1,558,409	2,567,822
WY Blvd and Poplar Water Main Zone III	255,157	129,202	125,955
Area Wide Sewer Phase II	955,000	155,257	799,743
Headworks Bldg Screen Replacement	58,000	18,736	39,264
Biosolids Disposal Site Project 07-04	214,135	178,460	35,675
Landfill Improvement Project 07-18	300,000	259,832	40,168

CITY OF CASPER, WYOMING

NOTES TO FINANCIAL STATEMENTS

June 30, 2011

Note 6. Capital Assets (Continued)

Discretely Presented Component Units

Capital asset activity for the year ended June 30, 2011 was as follows:

	Balance July 1, 2010	Additions	Transfers and Deletions	Balance June 30, 2011
<i>Downtown Development Authority</i>				
Capital assets being depreciated				
Improvements	\$ 3,925	\$ 3,150	\$ -	\$ 7,075
Total capital assets being depreciated	<u>3,925</u>	<u>3,150</u>	<u>-</u>	<u>7,075</u>
Less accumulated depreciation for				
Improvements	1,963	1,886	-	3,849
Total accumulated depreciation	<u>1,963</u>	<u>1,886</u>	<u>-</u>	<u>3,849</u>
Total capital assets being depreciated, net	<u>1,962</u>	<u>1,264</u>	<u>-</u>	<u>3,226</u>
Total capital assets, net	<u>\$ 1,962</u>	<u>\$ 1,264</u>	<u>\$ -</u>	<u>\$ 3,226</u>
<i>Metropolitan Animal Control</i>				
Capital assets being depreciated				
Buildings	\$ 713,370	\$ -	\$ -	\$ 713,370
Improvements	46,379	-	-	46,379
Machinery and equipment	157,323	13,961	18,186	153,098
Total capital assets being depreciated	<u>917,072</u>	<u>13,961</u>	<u>18,186</u>	<u>912,847</u>
Less accumulated depreciation for				
Buildings	289,908	14,294	-	304,202
Improvements	21,390	1,559	-	22,949
Machinery and equipment	121,726	15,781	18,186	119,321
Total accumulated depreciation	<u>433,024</u>	<u>31,634</u>	<u>18,186</u>	<u>446,472</u>
Total capital assets, net	<u>\$ 484,048</u>	<u>\$ (17,673)</u>	<u>\$ -</u>	<u>\$ 466,375</u>

The remainder of this page is intentionally left blank

CITY OF CASPER, WYOMING

NOTES TO FINANCIAL STATEMENTS

June 30, 2011

Note 6. Capital Assets (Continued)

Discretely Presented Component Units (Continued)

	Balance July 1, 2010	Additions	Transfers and Deletions	Balance June 30, 2011
<i>Economic Development Joint Powers Board</i>				
Capital assets being depreciated				
Equipment	\$ 43,645	\$ 6,780	\$ -	\$ 50,425
Total capital assets being depreciated	43,645	6,780	-	50,425
Less accumulated depreciation				
Equipment	25,474	6,631	-	32,105
Total accumulated depreciation	25,474	6,631	-	32,105
Total capital assets, net	\$ 18,171	\$ 149	\$ -	\$ 18,320
<i>Central Wyoming Regional Water System Joint Powers Board</i>				
Capital assets, not being depreciated				
Land	\$ 580,874	\$ -	\$ -	\$ 580,874
Construction in progress	659,568	684,181	180,696	1,163,053
Total capital assets, not being depreciated	1,240,442	684,181	180,696	1,743,927
Capital assets being depreciated				
Buildings and improvements	70,501,092	1,612,351	-	72,113,443
Machinery and equipment	312,709	1,393	13,192	300,910
Total capital assets being depreciated	70,813,801	1,613,744	13,192	72,414,353
Less accumulated depreciation				
Buildings and improvements	27,113,042	1,947,672	-	29,060,714
Machinery and equipment	293,342	12,054	12,093	293,303
Less accumulated depreciation	27,406,384	1,959,726	12,093	29,354,017
Total capital assets, net	\$ 44,647,859	\$ 338,199	\$ 181,795	\$ 44,804,263

The remainder of this page is intentionally left blank

CITY OF CASPER, WYOMING

NOTES TO FINANCIAL STATEMENTS

June 30, 2011

Note 7. Individual Fund Interfund Receivables, Payables, Advances and Transfers

Individual fund interfund receivable and payable balances at June 30, 2011 are as follows:

Due to/from other funds:

	<u>Receivable</u>	<u>Payable</u>
Primary Government		
Governmental Funds		
Major Funds		
General Fund	\$ 5,512,959	\$ 21,664,302
Departmental Capital Projects	4,421,276	-
Other Governmental Funds		
Special Revenue Funds		
CDBG	-	57,796
Weed and Pest	476,975	-
Transportation Services	-	35,927
Metropolitan Planning Organization	-	18,176
Special Events Assistance	49,408	-
Police Grants	331,043	-
Public Safety Communications	283,697	-
Redevelopment Loan	124,964	-
Capital Project Funds		
Departmental Capital Projects - Equipment	650,105	-
ARRA	-	504,407
Debt Service Fund		
Local Assessment District	213,756	-
Total governmental funds	<u>12,064,183</u>	<u>22,280,608</u>
Proprietary Funds - Business-type Activities		
Major Funds		
Wastewater	638,543	-
Water	2,455,919	2,446
Balefill	2,076,326	-
Other Enterprise Funds		
Sewer	1,354,115	158,670
Refuse Collection	1,229,191	88,226
Golf Course	48,793	-
Parking Lot	58,961	-
Hogadon	61,770	-
Casper Events Center	207,427	-
Aquatics	44,681	-
Ice Arena	15,216	-
Casper Recreation Center	196,503	-
Water Treatment Plant	-	168,396
Total proprietary funds - business-type activities	<u>8,387,445</u>	<u>417,738</u>

(Continued)

CITY OF CASPER, WYOMING

NOTES TO FINANCIAL STATEMENTS

June 30, 2011

Note 7. Individual Fund Interfund Receivables, Payables, Advances and Transfers (Continued)

Due to/from other funds (continued):

	Receivable	Payable
Internal Service Funds		
Garage	\$ 860,429	\$ -
City Hall	20,520	-
Employee Health Insurance	982,822	-
Management Information Services	47,665	-
Buildings and Grounds	30,399	-
Property and Liability Insurance	304,883	-
	<u>2,246,718</u>	<u>-</u>
	<u>\$ 22,698,346</u>	<u>\$ 22,698,346</u>

Advances to and from other funds:

	Receivable	Payable
Primary Government		
Governmental Funds		
Major Funds		
General Fund	\$ -	\$ 8,887
Perpetual Care	47,357	-
Total governmental funds	<u>47,357</u>	<u>8,887</u>
Proprietary Funds - Business-type Activities		
Enterprise Funds		
Golf course	-	38,470
Total enterprise funds	<u>-</u>	<u>38,470</u>
	<u>\$ 47,357</u>	<u>\$ 47,357</u>

These balances resulted from the time lag between the dates that (1) interfund goods and services are provided or reimbursable expenditures occur, (2) transactions are recorded in the accounting system, and (3) payments between funds are made.

The advances payable to other funds relate to the purchase of capital assets with funds advanced by the Perpetual Care Fund to the General Fund and to the Golf Course Fund. No material amounts are scheduled to be collected in the subsequent year.

The remainder of this page is intentionally left blank

CITY OF CASPER, WYOMING

NOTES TO FINANCIAL STATEMENTS

June 30, 2011

Note 7. Individual Fund Interfund Receivables, Payables, Advances, and Transfers (Continued)

Transfers are used to (1) move revenues from the fund that statute or budget requires to collect them to the fund that statute or budget requires to expend them, (2) move receipts restricted to debt service from the funds collecting the receipts to the debt service fund as debt service payments become due, and (3) use unrestricted revenues collected in the general fund to finance various programs accounted for in other funds in accordance with budgetary authorizations. Interfund transfers during the year ended June 30, 2011 were as follows:

	Transfer In	Transfer Out
Primary Government		
<i>Governmental Funds</i>		
<i>Major Funds</i>		
General Fund	\$ 2,503,023	\$ 5,665,160
Departmental Capital Projects	7,442,695	12,031,938
<i>Other Governmental Funds</i>		
Special Revenue Funds		
Transportation Services	412,683	-
Police Grants	56,015	-
Public Safety Communications	508,823	-
Metropolitan Planning Organization	100,509	-
Capital Project Funds		
Departmental Capital Projects - Equipment	1,060,000	7,632
ARRA	450,678	2,528,522
Debt Service Funds		
LAD assessment	-	825,945
Total governmental activities - governmental funds	12,534,426	21,059,197
<i>Proprietary Funds - Business-type Activities</i>		
<i>Major Funds</i>		
Water	2,894,492	-
<i>Other Enterprise Funds</i>		
Sewer	222,851	58,753
Hogadon	675,725	-
Casper Events Center	2,356,155	-
Aquatics	406,486	-
Golf Course	25,701	-
Ice Arena	185,678	-
Casper Recreation Center	489,223	-
Total proprietary funds - business-type activities	7,256,311	58,753
<i>Governmental Activities - Internal Service Funds</i>		
Building and Grounds Maintenance	342,403	-
City Hall	378,011	-
Property and Casualty Insurance	128,487	-
Management Information Systems	478,312	-
Total governmental activities - internal service funds	1,327,213	-
	\$ 21,117,950	\$ 21,117,950

CITY OF CASPER, WYOMING

NOTES TO FINANCIAL STATEMENTS

June 30, 2011

Note 8. Notes Receivable

Notes receivable at June 30, 2011 consist of the following:

	Beginning Balance	Additions	Reductions	Ending Balance	Current Portion
<i>Redevelopment fund notes receivable</i>					
Big House, LLC, initial interest only payments at 5.59%, variable interest from 4.57% to 6.01%; annual installments ranging from \$15,000 to \$54,000, beginning August 1, 2010, collateralized by property, due August 2024	\$ 634,000	\$ -	\$ 15,000	\$ 619,000	\$ 20,000
Asian Fusion, LLC, 2.5% interest, monthly installments of \$420 principal and interest, collateralized by property, due July 2019	36,809	-	4,161	32,648	4,266
Triflection, LLC, 2.5% interest, monthly installments of \$471 principal and interest, collateralized by property, due June 2019	45,543	-	9,570	35,973	4,685
	<u>716,352</u>	<u>-</u>	<u>28,731</u>	<u>687,621</u>	<u>28,951</u>
<i>Other notes receivable</i>					
Local assessment districts notes	309,317	825,945	712,522	422,740	-
Community Development Block Grants notes	57,726	20,544	30,775	47,495	7,902
Wyoming National, LLC, 2.25% interest, monthly installments of \$983 principal and interest, collateralized by property, due September 2031	197,965	-	7,412	190,553	7,567
21st Street extension recapture notes, 5% interest, repaid as properties are developed, due January 2018	632,202	-	8,771	623,431	-
Heritage Hills recapture note, 8% interest, repaid as developed lots are sold	74,671	-	13,362	61,309	-
	<u>1,271,881</u>	<u>846,489</u>	<u>772,842</u>	<u>1,345,528</u>	<u>15,469</u>
Total notes receivable	<u>\$ 1,988,233</u>	<u>\$ 846,489</u>	<u>\$801,573</u>	<u>\$ 2,033,149</u>	<u>\$ 44,420</u>

CITY OF CASPER, WYOMING

NOTES TO FINANCIAL STATEMENTS

June 30, 2011

Note 9. Related Organizations

The City provided \$400,000 in revenues to the Economic Development Joint Powers Board, a component unit of the City, during the fiscal year ended June 30, 2011. There were no receivables or payables with this component unit at June 30, 2011.

The City provided \$622,408 in revenues to the Metropolitan Animal Control Joint Powers Board, a component unit of the City, during the fiscal year ended June 30, 2011. At June 30, 2011, the City owed the Metropolitan Animal Control Joint Powers Board \$118,561, reported as a payable to component unit and receivable from the primary government.

The City, under an operating agreement with the Central Wyoming Regional Water System Joint Powers Board ("RWS"), provides billing services, collects income derived from the sale of water from the plant, and incurs the costs for the operation of the plant. The operating costs are then reimbursed by the RWS on a monthly basis. Employees associated with the direct daily operations of the RWS are employees of the City, with all personnel costs being reimbursed. The plant facility is the sole and separate property of the RWS. The RWS paid the City \$2,333,322 for operating costs and billed the City \$4,737,514 for water sales during the fiscal year ended June 30, 2011. At June 30, 2011, the City owed RWS \$142,860, reported as a payable to component unit and receivable from the primary government.

The remainder of this page is intentionally left blank

CITY OF CASPER, WYOMING

NOTES TO FINANCIAL STATEMENTS

June 30, 2011

Note 10. Long-Term Debt and Capital Leases

Long-term liability activity for the year ended June 30, 2011 was as follows:

	Beginning Balance	Additions	Reductions	Ending Balance	Due Within One Year
<i>Governmental activities</i>					
Accrued compensated absences	\$ 1,296,576	\$ 100,267	\$ 228,023	\$ 1,168,820	\$ 258,795
Retainage payable	153,962	-	153,962	-	-
Claims payable	1,790,432	5,777,563	6,336,631	1,231,364	1,231,364
Other post-employment benefits payable	4,518,022	1,940,134	-	6,458,156	-
Lease purchase obligation	16,738	-	4,219	12,519	5,127
<i>Governmental activities Long-term liabilities</i>	<u>\$ 7,775,730</u>	<u>\$ 7,817,964</u>	<u>\$ 6,722,835</u>	<u>\$ 8,870,859</u>	<u>\$ 1,495,286</u>
<i>Business-type activities</i>					
Notes payable	\$ 21,124,712	\$ 2,140,579	\$ 948,681	\$ 22,316,610	\$ 969,570
Lease purchase obligation	7,357	-	3,435	3,922	3,922
Landfill closure and postclosure care	3,584,032	1,193,400	228,275	4,549,157	-
	<u>\$ 24,716,101</u>	<u>\$ 3,333,979</u>	<u>\$ 1,180,391</u>	<u>\$ 26,869,689</u>	<u>\$ 973,492</u>

For governmental activities, the accrued compensated absences are generally liquidated by the general fund; the claims payable and other post-employment benefits payable are liquated by the employee health insurance fund.

Capital Leases

Capital leases at June 30, 2011 are comprised of the following:

	Beginning Balance	Additions	Reductions	Ending Balance	Due Within One Year
<i>Governmental activities</i>					
<i>Internal service fund</i>					
City Hall					
\$22,999 lease obligation payable in monthly installments of \$595 including interest through August 2013; interest rate of 19.65%, secured by equipment	\$ 16,738	\$ -	\$ 4,219	\$ 12,519	\$ 5,127
<i>Business-type activities</i>					
Events Center					
\$15,476 lease obligation payable in monthly installments of \$351 including interest through June 2012; interest rate of 13.33%, secured by equipment.	7,357	-	3,435	3,922	3,922
Total capital leases	<u>\$ 24,095</u>	<u>\$ -</u>	<u>\$ 7,654</u>	<u>\$ 16,441</u>	<u>\$ 9,049</u>

The costs of the copiers under capital lease for the City Hall and the Events Center were \$22,999 and \$15,476, respectively, with accumulated depreciation of \$12,770 and \$12,252, respectively, at June 30, 2011.

CITY OF CASPER, WYOMING

NOTES TO FINANCIAL STATEMENTS

June 30, 2011

Note 10. Long-Term Debt and Capital Leases (Continued)

Capital Leases (Continued)

The annual requirements to amortize the capital leases, including principal and interest outstanding at June 30, 2011, are as follows:

Fiscal Year Ending	<i>Governmental Activities</i>		<i>Business-type Activities</i>	
	Lease Purchase Obligation		Lease Purchase Obligation	
	Principal	Interest	Principal	Interest
2012	\$ 5,127	\$ 2,015	\$ 3,922	\$ 289
2013	6,231	911	-	-
2014	1,161	29	-	-
	<u>\$ 12,519</u>	<u>\$ 2,955</u>	<u>\$ 3,922</u>	<u>\$ 289</u>

Long-Term Debt – Business-type Activities

Long-term debt of the business activities of the primary government at June 30, 2011 is comprised of the following:

	Beginning Balance	Additions	Reductions	Ending Balance	Due Within One Year
<i>Business-type activities</i>					
Water Fund					
Wyoming Water Development Commission authorized a loan in the amount of \$1,056,000 for improvements to the Zone III water supply project. The note will become payable in annual installments including principal and interest beginning the first day of December immediately following the first anniversary date after substantial completion of the project at 4% interest rate. The loan is currently being drawn down as the project progresses. This note is secured by a mortgage.	\$ 49,388	\$ 475,163	\$ -	\$ 524,551	\$ -
Wyoming Water Development Commission loan due in annual installments of \$24,282 including principal and interest beginning December 1, 1999 through June 1, 2017 at 4% interest rate.	163,484	-	17,743	145,741	18,452

(Continued)

CITY OF CASPER, WYOMING

NOTES TO FINANCIAL STATEMENTS

June 30, 2011

Note 10. Long-Term Debt and Capital Leases (Continued)

Long-Term Debt – Business-type Activities (Continued)

	Beginning Balance	Additions	Reductions	Ending Balance	Due Within One Year
Water Fund (Continued)					
Wyoming State Loan and Investment Board Loan - \$2,716,650 loan for the replacement of the city's area wide water main. The note will become payable in annual installments including principal and interest beginning in the first day of April immediately following the first anniversary date after substantial completion of the project at 2.5% interest rate. The loan is currently being drawn down as the project progresses.	\$ 619,230	\$ 1,659,357	\$ -	\$ 2,278,587	\$ -
Wyoming State Loan and Investment Board Loan - \$1,500,000 loan due in annual installments of \$96,220 including principal and interest beginning October 1, 2003 through October 1, 2022 at 2.5% interest rate. The loan is secured by a pledge and assignment of revenues from the City's water system user fees.	1,054,734	-	69,347	985,387	71,546
Wyoming State Loan and Investment Board Loan - \$1,500,000 loan due in annual installments of \$96,220 including principal and interest beginning June 1, 2005 through June 1, 2024 at 2.5% interest rate. The loan is secured by a pledge and assignment of revenues from the City's water system user fees.	1,122,786	-	66,843	1,055,943	69,804
Wyoming State Loan and Investment Board Loan - \$1,500,000 loan due in annual installments of \$96,220 including principal and interest beginning August 2006 through April 2025 at 2.5% interest rate. The loan is secured by a pledge and assignment of revenues from the City's water system user fees.	1,255,443	-	64,921	1,190,522	66,416
Wyoming State Loan and Investment Board Loan - \$1,500,000 loan due in annual installments of \$96,220 including principal and interest beginning September 1, 2007 through September 1, 2026 at 2.5% interest rate. The loan is secured by a pledge and assignment of revenues from the City's water system user fees.	1,317,131	-	63,383	1,253,748	64,817

(Continued)

CITY OF CASPER, WYOMING

NOTES TO FINANCIAL STATEMENTS

June 30, 2011

Note 10. Long-Term Debt and Capital Leases (Continued)

Long-Term Debt – Business-type Activities (Continued)

	Beginning Balance	Additions	Reductions	Ending Balance	Due Within One Year
Water Fund (Continued)					
Wyoming State Loan and Investment Board Loan - \$567,005 loan due in annual installments of \$36,372 including principal and interest beginning August 1, 2007 through August 1, 2026 at 2.5% interest rate. The loan is secured by a pledge and assignment of revenues from the City's water system user fees.	\$ 498,452	\$ -	\$ 23,945	\$ 474,507	\$ 24,500
Wyoming State Loan and Investment Board \$1,500,000 loan due in annual installments of \$96,220 including principal and interest at 2.5% interest rate, beginning August 1, 2008 through August 1, 2027. The loan is secured by a pledge and assignment of revenues from the City's water system user fees.	1,380,203	-	61,810	1,318,393	63,237
Wyoming State Loan and Investment Board \$1,150,292 loan due in annual installments of \$73,788 including principal and interest at 2.5% interest rate, beginning October 1, 2009 through October 1, 2028. The loan is secured by a pledge and assignment of revenues from the City's water system user fees.	1,056,985	-	46,857	1,010,128	48,546
Total Water Fund	8,517,836	2,134,520	414,849	10,237,507	427,318
Balefill Fund					
Wyoming State Loan and Investment Board \$2,189,530 loan due in annual installments of \$140,452 including principal and interest at 2.5% interest rate, beginning April 1, 2009 through April 1, 2028. The loan is secured by a pledge and assignment of Solid Waste Division disposal fees.	2,014,580	-	92,099	1,922,481	92,084
Wastewater Fund					
Wyoming State Loan and Investment Board \$10,500,000 loan due in annual installments of \$673,545 including principal and interest at 2.5% interest rate, beginning December 1, 2008 through December 1, 2027. The loan is secured by a pledge and assignment of Wastewater revenues and reserves.	9,652,432	-	434,879	9,217,553	443,040

(Continued)

CITY OF CASPER, WYOMING

NOTES TO FINANCIAL STATEMENTS

June 30, 2011

Note 10. Long-Term Debt and Capital Leases (Continued)

Long-Term Debt – Business-type Activities (Continued)

	<u>Beginning Balance</u>	<u>Additions</u>	<u>Reductions</u>	<u>Ending Balance</u>	<u>Due Within One Year</u>
Golf Course Fund					
Wyoming Water Development Commission Loan - \$800,000 loan due in annual installments of \$26,005 including principal and interest beginning in December 1994 through December 2043 at 4% interest rate.	\$ 478,794	\$ -	\$ 6,854	\$ 471,940	\$ 7,128
Sewer Fund					
Wyoming State Loan and Investment Board authorized a loan in the amount of \$1,412,243 for the purpose of funding the City's Area wide Sanitary Sewer Rehabilitation Project. The note will become payable in annual installments including principal and interest beginning the first day of April immediately following the first anniversary date after substantial completion of the project at 2.5% interest rate. The loan is currently being draw down as the project progresses.	461,070	6,059	-	467,129	-
	<u>\$ 21,124,712</u>	<u>\$ 2,140,579</u>	<u>\$ 948,681</u>	<u>\$ 22,316,610</u>	<u>\$ 969,570</u>

Pledged revenues recognized during the year ended June 30, 2011 exceeded the principal and interest requirements for the debt collateralized by those revenues. The annual requirements to amortize several of the loans from the Wyoming State Loan and Investment Board have not been determined as the related projects have not been completed; thus repayment schedules have been estimated. The annual requirements to amortize loans principal and interest outstanding at June 30, 2011, are as follows:

<u>Fiscal Year Ending</u>	<u>Principal</u>	<u>Interest</u>
2012	\$ 969,570	\$ 485,698
2013	1,055,573	611,132
2014	1,142,825	523,880
2015	1,171,959	494,746
2016	1,201,843	464,861
2017-2021	6,409,380	1,850,830
2022-2026	6,715,151	1,011,877
2027-2031	2,975,938	262,079
2032-2036	338,844	94,433
2037-2041	234,907	44,933
2042-2046	100,620	6,986
	<u>\$ 22,316,610</u>	<u>\$ 5,851,455</u>

CITY OF CASPER, WYOMING

NOTES TO FINANCIAL STATEMENTS

June 30, 2011

Note 10. Long-Term Debt and Capital Leases (Continued)

Component Unit

Central Wyoming Regional Water System Joint Powers Board

Changes in long-term debt and bonds payable for the year ended June 30, 2011, are as follows:

	Beginning Balance	Additions	Reductions	Ending Balance	Due Within One Year
Revenue bonds	\$ 19,325,000	\$ -	\$ 3,420,000	\$ 15,905,000	\$ 595,000
Original issue discount on bonds	(306,153)	-	(32,412)	(273,741)	-
Notes payable	8,593,757	-	310,567	8,283,190	322,989
Capital lease obligation	3,628	-	3,628	-	-
	<u>\$ 27,616,232</u>	<u>\$ -</u>	<u>\$ 3,701,783</u>	<u>\$ 23,914,449</u>	<u>\$ 917,989</u>

Notes and bonds payable at June 30, 2011 were as follows:

Wyoming Water Development Commission, New Construction, maturing December 1, 2028, 4% interest rate, annual payments \$495,930; original issue \$8,098,326, secured by mortgage on facilities constructed under the terms of the agreement and \$1,000,000 Construction Reserve Account.	\$ 6,278,120
Wyoming Water Development Commission, Rehabilitation, maturing December 1, 2028, 4% interest rate; annual payments of \$158,387; original issue \$2,586,396, secured by mortgage on facilities constructed under the terms of the agreement.	<u>2,005,070</u>
Total notes payable	8,283,190
Less current maturities	<u>322,989</u>
Long-term portion of notes payable	<u><u>\$ 7,960,201</u></u>

The annual requirements to amortize the notes payable, principal and interest outstanding at June 30, 2011 are as follows:

Fiscal year ending June 30:	Principal	Interest
2012	\$ 322,989	\$ 331,328
2013	335,909	318,408
2014	349,345	304,972
2015	363,319	290,998
2016	377,852	276,465
2017-2021	2,128,429	1,143,155
2022-2026	2,589,559	682,025
2027-2031	1,815,788	147,231
	<u>\$ 8,283,190</u>	<u>\$ 3,494,582</u>

CITY OF CASPER, WYOMING

NOTES TO FINANCIAL STATEMENTS

June 30, 2011

Note 10. Long-Term Debt and Capital Leases (Continued)

Component Unit (Continued)

Revenue Bonds

In June 1999, the Regional Water Board issued bonds whereby the Board pledged all gross revenues remaining after deduction of the operating and maintenance expenses of the system to pay debt service. The primary source of pledged revenues is the water charges received from the members and wholesale water customers. Revenue bonds outstanding at June 30, 2011, were as follows:

Revenue bonds series 1999, maturing on various dates from 2003 to 2030, interest rates ranging from 4.35% to 5.375%; original issue \$24,115,000	\$ 15,905,000
Less original issue discount	273,741
Net bonds payable	15,631,259
Less current maturities	595,000
Long-term portion of revenue bonds payable	\$ 15,036,259

The annual requirements to amortize the bonds payable, principal and interest outstanding at June 30, 2011, are as follows:

Fiscal year ending June 30:	Principal	Interest
2012	\$ 595,000	\$ 839,850
2013	630,000	808,613
2014	660,000	775,538
2015	695,000	740,887
2016	735,000	703,531
2017-2021	2,440,000	2,931,244
2022-2026	4,565,000	2,318,400
2027-2031	5,585,000	751,800
	\$ 15,905,000	\$ 9,869,863

Under the terms and conditions of the Series 1999 Bonds, the Regional Water System is required to maintain a reserve fund in an amount equal to the maximum annual debt service on the bonds in the approximate amount of \$1,600,000. To meet this requirement, the Regional Water Board purchased a municipal bond insurance policy. In addition, The Regional Water System deposits funds monthly to cover current debt service obligations and at June 30, 2011 and 2010 they had deposits of \$132,379 and \$132,485, respectively.

CITY OF CASPER, WYOMING

NOTES TO FINANCIAL STATEMENTS

June 30, 2011

Note 10. Long-Term Debt and Capital Leases (Continued)

Component Unit (Continued)

In October 2006, the Regional Water Board entered into a 60 month capital lease for a copier. The cost of the copier was \$13,192 and at June 30, 2011 the accumulated depreciation was \$12,093. The lease ended during the year ended June 30, 2011 and the copier was replaced.

Note 11. Landfill Closure and Postclosure Care Liability

State and Federal laws and regulations require the City to place a final cover on its landfill site when it stops accepting waste and to perform certain maintenance and monitoring functions at the site for thirty years after closure. Although closure and postclosure care costs will be paid only near or after the date that the landfill stops accepting waste, the City reports the estimated liability for these closure and postclosure costs in the Balefill fund (an enterprise fund) based on landfill capacity used as of each balance sheet date.

The current operating costs of the landfill are accounted for within the Balefill Fund of the City using the accrual basis of accounting. The City is currently closing the old landfill site, and opened the new site in 2008. The \$4,549,157 reported as landfill closure and postclosure care liability at June 30, 2011, represents the cumulative amount estimated to date based on the use of 100% of the estimated capacity of the old site and 8% of the estimated capacity of the new site. The City will recognize the remaining estimated cost of closure and postclosure care of the new site of \$7.2 million as the remaining estimated capacity is developed and filled. The calculation of the estimated liability has been based on what it would cost to perform all closure and postclosure care in 2011. The City expects to close the new landfill in 2054. Actual cost may be higher due to inflation, changes in technology, or changes in regulations. As additional postclosure care requirements are determined, these costs may need to be covered by charges to future landfill users or from future tax revenue.

The current year expenditure for landfill closure and postclosure care reflected in the Balefill Fund was \$1,193,400.

The remainder of this page is intentionally left blank

CITY OF CASPER, WYOMING

NOTES TO FINANCIAL STATEMENTS

June 30, 2011

Note 12. Risk Management

The City is exposed to various risks of losses related to torts; theft of, damage to, and destruction of assets and natural disasters. The City manages their comprehensive property risk by participating in the Wyoming Association of Risk Management Property Insurance Joint Powers Board (“WARM”). The City’s general liability insurance is also provided through WARM’s liability pool, with an additional liability policy provided by an insurance carrier for the Hogadon Ski Area. Risk management activities are accounted for in the Property and Liability Insurance internal service fund. Settlements have not exceeded insurance coverage for the fiscal years ended June 30, 2011, 2010 and 2009.

All heavy equipment owned by the City is covered by a blanket equipment policy. This blanket policy has coverage limits, which could be exceeded in the unlikely event that the City and other jurisdictions, which participate in WARM, were subject to a major disaster. In an effort to control potential losses, the City has implemented a risk containment policy, which provides for mandatory use of seat belts and hard hats, extraordinary caution on the part of employees, and other preventative measures.

The City also participates in two other risk management programs: Workers’ Compensation Act and Unemployment Compensation Act.

Wyoming Statute 27-14-101 created the Wyoming Workers’ Compensation Act, which is administered as an enterprise fund by the State of Wyoming. All employers within the State of Wyoming are participants of this plan unless the employer elects not to be covered under the plan. This Act requires the City to obtain liability coverage for payment of benefits to employees for job-related injuries and diseases through the Workers’ Compensation Fund. This Act provides general protection from suits filed by employees against the City. The City makes monthly payments to the Department of Employment, State of Wyoming. This amount is based on salaries and a split rate between hazardous and non-hazardous positions. Amounts paid by the City to the State for Workers’ Compensation during fiscal year 2011 were approximately \$530,000.

Wyoming Statute 27-3-101 created the Unemployment Compensation Act. This Act requires the City to pay the cost of actual claims incurred. Changes in the balances of claims liabilities during fiscal years 2011 and 2010 were as follows for the City’s participation in the Unemployment Compensation Act Program:

	2011	2010
Unpaid claims, beginning of year	\$ -	\$ -
Incurred claims	112,045	49,151
Claim payments	(112,045)	(49,151)
Unpaid claims, end of year	\$ -	\$ -

In order to maintain control over health insurance costs, the City has established the Employee Health Insurance Fund (an internal service fund) to account for and finance the City’s self-insured health plan. Under this program, the City, through a third-party administrator, pays covered employee medical expenses above the employee deductible of \$1,500 and family deductible of \$3,000 on a 50/50 basis to \$6,000, resulting in a maximum out-of-pocket expense for an individual of \$3,000 and \$6,000 for a family. Costs above \$150,000 are covered by stop-loss insurance purchased from a commercial insurance company, up to a lifetime maximum of \$850,000 per covered person. The City paid \$482,046 for stop loss insurance premiums for the year ended June 30, 2011.

CITY OF CASPER, WYOMING

NOTES TO FINANCIAL STATEMENTS

June 30, 2011

Note 12. Risk Management (Continued)

The third-party administrator makes year-end estimates of liabilities incurred but not reported (IBNR), based upon historical trend analysis. At June 30, 2011, 2010 and 2009, the aggregate claims liability was \$1,231,364, \$1,790,432, and \$898,869, respectively. Changes in the Fund's aggregate claims liability amount, including IBNR, from fiscal 2011 and 2010, and 2009 were:

	Beginning of Fiscal Year Liability	Changes in Estimates	Claim Payments	At Fiscal Year-End
FY 2011	\$ 1,790,432	\$ 5,777,563	\$ (6,336,631)	\$ 1,231,364
FY 2010	898,869	7,619,156	(6,727,593)	1,790,432
FY 2009	1,405,453	5,858,548	(6,365,132)	898,869

Note 13. Litigation and Other Contingent Liabilities

The City is a defendant in various lawsuits seeking damages of varying amounts as of June 30, 2011. The City Attorney estimates that potential claims not covered by insurance would not materially affect the financial statements of the City.

Note 14. Pension Plans

All City employees are covered under one of the three following retirement plans:

Wyoming Law Enforcement Retirement Plan

The City participates in the Wyoming Law Enforcement Retirement Plan ("Plan"), a state-wide, cost-sharing, multiple-employer public employee retirement plan administered by the State of Wyoming Retirement System Board. The plan is a defined benefit, contributory plan covering any county sheriff, deputy county sheriff, municipal police officer, Wyoming correctional officer, Wyoming law enforcement academy instructor, University of Wyoming campus police officer, detention officer or dispatcher for law enforcement agencies and certain investigators of the Wyoming Livestock Board. The Plan statutorily provides retirement, disability and death benefits according to predetermined amounts primarily determined by salary, age and years of service of the participant. The Plan also statutorily provides for a percentage increase in the benefit amounts beginning July 1, after two full years of retirement by 2% each year. State statutes provide for future annual percent increases in the benefit amount to be the greater of the cost of living as determined by the Board or the percentage determined actuarially sound by the System's actuary, up to 2% each year. Participants may withdraw from the Plan at any time and receive refunds of participant contributions plus accumulated interest. The plan issues a publicly available financial report which includes audited financial statements and required supplementary information for the Plan. The report may be obtained by writing to the Wyoming Retirement System, Fifth Floor West, 6101 Yellowstone Road, Cheyenne, Wyoming 82002.

The Plan is funded by amounts withheld from participating employees' salaries and by contributions from the City. These contributions are determined by state statutes and as of June 30, 2011, the percentages to be contributed on compensation were 8.60% for the employees and the same for the City. The City has elected to pay 100% of the required contributions for the head of the police department.

CITY OF CASPER, WYOMING

NOTES TO FINANCIAL STATEMENTS

June 30, 2011

Note 14. Pension Plans (Continued)

Wyoming Law Enforcement Retirement Plan (Continued)

For the years ended June 30, 2011, 2010, and 2009 total contributions for the Plan were \$1,096,346, \$1,134,384, and \$1,134,114. The City's portion of these contributions was \$552,772, \$567,192, and \$567,057, while the employees' portion was \$543,575, \$567,192, and \$567,057, equal to the required contributions for each year.

Fire Pension Plans

The City participates in the Wyoming Paid Firemen's Retirement Fund ("Fund"), a statewide cost-sharing multiple-employer public employee retirement system administered by the State of Wyoming Retirement System Board. All paid City firemen are eligible to participate. The Fund provides retirement, disability and death benefits according to predetermined formulas. Benefits are established by Wyoming Statutes. The Fund issues a publicly available financial report which includes audited financial statements and required supplementary information for the Fund. The report may be obtained by writing to the Wyoming Retirement System, Fifth Floor, 6101 Yellowstone Road, Cheyenne, Wyoming 82002.

The Fund is comprised of two plans. Plan A relates to members hired prior to July 1, 1981 and Plan B relates to members hired on or after July 1, 1981 (and any earlier hires electing this plan). Employees under Plan A qualify for a retirement allowance if they have 20 years of active service while members under Plan B qualify if they are 50 years old and have at least 10 years of credited service. Benefits for members participating under Plan A are based on the maximum monthly salary of a fireman first class.

The benefit equals 50% of such salary for 20 years of service plus 1% of such salary for years of service in excess of 20 worked after July 1, 1981, up to a maximum of 60% of such salary. The basic monthly benefit for participants of Plan B is equal to a percentage of the highest average monthly salary during any period of 36 consecutive months, with such percentage based on years of service. The percentage is equal to the sum of (i) 2.00% multiplied by the first 20 years of credited service, (ii) 2.50% multiplied by the next 5 years of credited service, and (iii) 1.00% multiplied by years of service in excess of 25, up to a maximum of 60%.

The basic monthly benefit is reduced by 1/3% for each month that the retiring member is under age 55, if any. The Fund also provides disability retirement to any employee who becomes permanently incapacitated, mentally or physically, and who cannot continue in the performance of his duties.

Currently under Plan A, individual members contribute 8% of their gross monthly salary up to the maximum monthly salary of a fireman first class; a premium tax of 50% of the gross annual tax collected upon the fire insurance premiums paid is contributed by the fire insurance companies within the state; the State of Wyoming contributes 22 1/2% of the salary paid to each fireman covered under the plan; and the City contributes for each paid fireman it employs, 43 1/2% of the salary of a fireman first class reduced by the amount contributed by the state. Plan A became fully funded in April of 1999; consequently contributions were no longer required from that point forward.

Individual members participating under Plan B contribute 6% of their compensation and the City contributes 12% of the compensation of covered members. The City's contributions to Plan B for the years ended June 30, 2011, 2010 and 2009 were \$546,716, \$558,820, and \$531,734, while the employees' portion was \$387,259, \$395,832 and \$376,645, respectively, equal to the required contributions for each year.

CITY OF CASPER, WYOMING

NOTES TO FINANCIAL STATEMENTS

June 30, 2011

Note 14. Pension Plans (Continued)

Wyoming Retirement System

The City participates in the Wyoming Retirement System ("System"), a statewide cost-sharing multiple-employer public employee retirement system administered by the State of Wyoming Retirement System Board. Substantially all city full-time employees are eligible to participate. The System provides retirement, disability and death benefits according to predetermined formulas. Benefits are established by Title 9, Chapter 3 of the Wyoming Statutes.

The System issues a publicly available financial report which includes audited financial statements and required supplementary information for the System. The report may be obtained by writing to the Wyoming Retirement System, Fifth Floor, 6101 Yellowstone Road, Cheyenne, Wyoming 82002.

Plan members are required to contribute 7% of their annual covered salary and the City is required to contribute 7.12% of the annual covered payroll. Legislation enacted in 1979 allows the employer to pay any or all of the employees' contribution in addition to the matching contribution. The City currently pays 100% of the required employee's contribution for department heads. Contribution rates are established by Title 9, Chapter 3 of the Wyoming Statutes. The City's contributions to the System for the years ended June 30, 2011, 2010 and 2009 were \$1,261,118, \$1,092,666, and \$1,119,138, while the employees' portion was \$1,121,040, \$973,947, and \$1,001,426, respectively, equal to the required contributions for each year.

Note 15. Postemployment Healthcare Plan

Plan Description

The City, through a single-employer defined benefit healthcare plan, provides continuation of medical insurance coverage to employees who retire at the same time they end their service to the City. The City provides coverage to employees based on agreements in which the City has agreed to provide retirees and their beneficiaries' coverage for the life of the retiree. For the City, OPEB benefits are administered by CNIC Health Solutions. The benefits provided are established and may be amended by the City Council. There are no separately issued financial statements for the plan.

Funding Policy

The contribution requirements of plan members are established by and may be amended by the City Council. The required contribution is based on projected pay-as-you-go financing requirements, with an additional amount to prefund benefits as determined annually by the City. For fiscal year 2011, the City contributed \$238,779 to the plan. Members receiving benefits contributed \$564,903, or approximately 70 percent of the total premiums, through their required annual contribution of \$6,981 for retiree-only coverage under age 65, \$4,039 retiree-only coverage age 65 and over, \$15,815 under age 65 for retiree and spouse coverage, \$8,078 age 65 and over retiree and spouse coverage, and \$11,019 for one under 65 and one over 65 for retiree and spouse coverage. Although the City is studying the establishment of a trust to accumulate and invest assets necessary to pay for the accumulated liability, these financial statements assume that pay-as-you-go funding will continue.

CITY OF CASPER, WYOMING

NOTES TO FINANCIAL STATEMENTS

June 30, 2011

Note 15. Postemployment Healthcare Plan (Continued)

Annual OPEB Cost

The City's annual other postemployment benefit (OPEB) cost (expense) is calculated based on the annual required contribution of the employer (ARC), an amount actuarially determined in accordance with the parameters of GASB Statement 45. The ARC represents a level of funding that, if paid on an ongoing basis, is projected to cover the normal cost each year and amortize any unfunded actuarial liabilities (or funding excess) over a period not to exceed thirty years. The following table shows the components of the City's annual OPEB cost for the year, the amount actually contributed to the plan, and changes in the City's net OPEB obligation to the plan:

Annual required contribution	\$ 2,249,421
Interest on net OPEB obligation	180,721
Adjustment to required annual contribution	<u>(251,229)</u>
Annual OPEB cost (expense)	2,178,913
Contributions made	<u>(238,779)</u>
Increase in net OPEB obligation	1,940,134
Net OPEB obligation - beginning of year	4,518,022
Net OPEB obligation - end of year	<u><u>\$ 6,458,156</u></u>

The City's annual OPEB cost, the percentage of annual OPEB cost contributed to the plan, and the net OPEB obligation for 2011 and the two preceding years were as follows:

Fiscal Year Ended	Annual OPEB Cost	Percentage of Annual OPEB Cost Contributed	Net OPEB Obligation
June 30, 2009	\$ 1,953,910	28.25%	\$ 3,006,925
June 30, 2010	2,142,245	28.25%	4,518,022
June 30, 2011	2,178,913	10.96%	6,458,156

The remainder of this page is intentionally left blank

CITY OF CASPER, WYOMING

NOTES TO FINANCIAL STATEMENTS

June 30, 2011

Note 15. Postemployment Healthcare Plan (Continued)

Funded Status and Funding Progress

As of June 30, 2011, the actuarial valuation date, the plan was 0.0 percent funded. The actuarial accrued liability for benefits was approximately \$23.1 million, and the actuarial value of assets was \$0, resulting in an unfunded actuarial liability (UAAL) of approximately \$23.1 million. The covered payroll (annual payroll of active employees covered by the plan) was \$27,737,326, and the ratio of the UAAL to the covered payroll was 83.44 percent.

Actuarial valuations of an ongoing plan involve estimates of the value of reported amounts and assumptions about the probability of occurrence of events far into the future. Examples include assumptions about future employment, mortality, and the healthcare cost trend. Amounts determined regarding the funded status of the plan and the annual required contributions of the employer are subject to continual revision as actual results are compared with past expectations and new estimates are made about the future. The schedule of funding progress, presented as required supplementary information following the notes to the financial statements, presents multi-year trend information about whether the actuarial value of plan assets is increasing or decreasing over time relative to the actuarial accrued liabilities for benefits.

Actuarial Methods and Assumptions

Projections of benefits for financial reporting purposes are based on the substantive plan (the plan as understood by the employer and plan members) and include the types of benefits provided at the time of each valuation and the historical pattern of sharing of benefit costs between the employer and plan members to that point. The actuarial methods and assumptions used include techniques that are designed to reduce the effects of short-term volatility in actuarial accrued liabilities and the actuarial value of assets, consistent with the long-term perspective of the calculations.

In the June 30, 2011 actuarial valuation, the entry age actuarial cost method was used. The actuarial assumptions included a 4.0 percent investment rate of return (net of administrative expenses), which is a blended rate of the expected long-term investment returns on plan assets and on the employer's own investments calculated based on the funded level of the plan at the valuation date, and an annual healthcare cost trend rate of 8.5 percent initially, reduced by 0.6 percent each year until an ultimate rate of 5.1 percent in year 2017 and after. The UAAL is being amortized as a level percentage of projected payroll on an open basis. The remaining amortization period at June 30, 2011 was twenty-six years.

The remainder of this page is intentionally left blank

CITY OF CASPER, WYOMING

NOTES TO FINANCIAL STATEMENTS

June 30, 2011

Note 16. Subsequent Events

On July 7, 2011, the City paid off the loan owed to the Wyoming Water Development Commission by the Golf Course Fund. The loan was paid off by a \$478,974 on-time transfer of General Fund reserves to the Golf Course Fund.

After June 30, 2011, the City entered into several construction contracts; the most material contracts are as follows:

Construction Project	Amount
Expansion of landfill cells 1 and 2	\$ 4,497,369
Preparation of storm water master plan	749,404
Miscellaneous water main improvements	360,325

The City entered into a contributory loan agreement with the Central Wyoming Regional Water System Joint Powers Board (CWRW). In November 2011, the City loaned CWRW \$15,905,000 to refinance outstanding revenues bonds; the note is payable in installments in 144 monthly payments of \$127,960, including principal and interest at 2.5 percent. The loan is secured by a mortgage of all CWRW real property and all fixtures and improvements upon that property.

On December 20, 2011, the City eliminated postemployment healthcare benefits for any employee hired after January 2, 1011.

The remainder of this page is intentionally left blank

This page is intentionally left blank

REQUIRED SUPPLEMENTARY INFORMATION

This page is intentionally left blank

CITY OF CASPER, WYOMING

**SCHEDULE OF REVENUES, EXPENDITURES AND CHANGES
IN FUND BALANCE - BUDGET AND ACTUAL ON BUDGETARY BASIS
GENERAL FUND**

Year Ended June 30, 2011

	Budgeted Amount		Actual On Budgetary Basis	Variance with Final Budget Positive (Negative)
	Original	Final		
Taxes				
Property taxes	\$ 3,570,000	\$ 3,570,000	\$ 3,334,759	\$ (235,241)
Franchise taxes	3,050,000	3,050,000	3,073,888	23,888
Automobile taxes	1,100,000	1,100,000	1,082,433	(17,567)
Sales taxes	15,600,000	15,600,000	17,772,171	2,172,171
Gasoline taxes	1,020,000	1,020,000	997,411	(22,589)
Cigarette taxes	440,000	440,000	380,139	(59,861)
Mineral taxes	7,603,101	7,603,101	7,544,913	(58,188)
Total taxes	32,383,101	32,383,101	34,185,714	1,802,613
Licenses and permits	922,000	922,000	1,032,469	110,469
Intergovernmental	20,000	20,000	53,927	33,927
Fines	1,945,000	1,945,000	1,404,849	(540,151)
Charges for services	2,460,983	2,460,983	2,546,805	85,822
Investment earnings	1,961,793	1,961,793	1,364,298	(597,495)
Miscellaneous income	347,012	349,148	229,224	(119,924)
Total other revenues	7,656,788	7,658,924	6,631,572	(1,027,352)
Total revenues	40,039,889	40,042,025	40,817,286	775,261
General Government				
City Council	566,809	583,809	541,944	41,865
City Manager	726,518	726,518	681,309	45,209
Municipal Court	601,140	609,140	592,261	16,879
Finance	1,934,437	1,934,437	1,870,255	64,182
Attorney	663,277	663,277	633,352	29,925
Human Resources	447,552	447,552	424,570	22,982
Engineering	1,163,821	1,163,821	1,133,604	30,217
Planning	521,368	525,568	522,613	2,955
Metropolitan Planning	23,839	23,839	-	23,839
Perpetual Care	359,079	359,079	83,752	275,327
Revolving Land	2,101,500	2,101,500	1,630	2,099,870
Total General Government	9,109,340	9,138,540	6,485,290	2,653,250
Public Safety				
Police	10,312,656	10,312,656	10,112,749	199,907
Fire	7,355,337	7,355,337	7,246,057	109,280
Code Enforcement	1,092,586	1,092,586	1,058,976	33,610
Total Public Safety	18,760,579	18,760,579	18,417,782	342,797

(Continued)

See accompanying note to required supplementary information.

CITY OF CASPER, WYOMING

**SCHEDULE OF REVENUES, EXPENDITURES AND CHANGES
IN FUND BALANCE - BUDGET AND ACTUAL ON BUDGETARY BASIS
GENERAL FUND (CONTINUED)**

Year Ended June 30, 2011

	Budgeted Amount		Actual On Budgetary Basis	Variance with Final Budget Positive (Negative)
	Original	Final		
Public Works				
Traffic	\$ 1,329,308	\$ 1,326,108	\$ 1,157,324	\$ 168,784
Streets	3,839,341	3,839,341	3,740,491	98,850
Total Public Works	<u>5,168,649</u>	<u>5,165,449</u>	<u>4,897,815</u>	<u>267,634</u>
Human Services	1,008,025	1,023,025	1,003,002	20,023
Total Human Services	<u>1,008,025</u>	<u>1,023,025</u>	<u>1,003,002</u>	<u>20,023</u>
Welfare				
Cemetery	438,407	438,407	378,675	59,732
Lifesteps Campus	184,500	202,000	204,244	(2,244)
Total Welfare	<u>622,907</u>	<u>640,407</u>	<u>582,919</u>	<u>57,488</u>
Culture and Recreation				
Parks	2,549,908	2,549,908	2,418,327	131,581
Fort Casper	438,233	438,233	432,616	5,617
Total Culture and Recreation	<u>2,988,141</u>	<u>2,988,141</u>	<u>2,850,943</u>	<u>137,198</u>
Total expenditures	<u>37,657,641</u>	<u>37,716,141</u>	<u>34,237,751</u>	<u>3,478,390</u>
Excess of revenues over expenditures	<u>2,382,248</u>	<u>2,325,884</u>	<u>6,579,535</u>	<u>4,253,651</u>
Other financing sources (uses)				
Transfers in	2,477,550	2,507,332	2,507,332	-
Transfers out	(6,770,629)	(6,876,439)	(6,251,054)	625,385
Total other financing (uses)	<u>(4,293,079)</u>	<u>(4,369,107)</u>	<u>(3,743,722)</u>	<u>625,385</u>
Net change in fund balance	<u>\$ (1,910,831)</u>	<u>\$ (2,043,223)</u>	2,835,813	<u>\$ 4,879,036</u>
Fund balance - beginning of year			<u>53,471,087</u>	
Fund balance - end of year			<u>\$ 56,306,900</u>	

See accompanying note to required supplementary information.

CITY OF CASPER, WYOMING

**SCHEDULE OF FUNDING PROGRESS FOR
POSTEMPLOYMENT HEALTHCARE PLAN**

Year Ended June 30, 2011

(Unaudited)

Actuarial Valuation Date	Actuarial Value of Assets (a)	Actuarial Accrued Liability (ALL)- Entry Age (b)	Unfunded ALL (UAAL) (b-a)	Funded Ratio (a/b)	Covered Payroll (c)	UAAL as a Percentage of Covered Payroll ((b-a)/c)
June 30, 2009	\$ -	\$ 17,854,512	\$ 17,854,512	0.00%	\$ 26,284,110	67.93%
June 30, 2010	-	21,415,535	21,415,535	0.00%	26,670,506	80.30%
June 30, 2011	-	23,142,846	23,142,846	0.00%	27,737,326	83.44%

The remainder of this page is intentionally left blank

See accompanying note to required supplementary information.

CITY OF CASPER, WYOMING

NOTE TO REQUIRED SUPPLEMENTARY INFORMATION

June 30, 2011

Note 1. Explanation of Differences Between Budgetary Basis and GAAP Basis

The City's budgets and related appropriations are prepared on the modified accrual basis of accounting, with the exception of the exclusion of noncash items; the City's financial statements are prepared in accordance with generally accepted accounting principles (GAAP). The adjustments necessary to convert the budgetary basis revenues and expenditures to GAAP basis revenues and expenditures of the general fund are as follows:

	<u>General Fund</u>
Revenues	
Actual amounts (budgetary basis) from the Schedule of Revenues, Expenditures and Changes in Fund Balance - Budget and Actual	\$ 40,817,286
Difference - Budget Basis to GAAP	
Accrual of accounts receivable	60,767
Accrual of grants receivable	
Accrual of taxes receivable	(28,723)
Record unrealized gain/loss on investments	(844,250)
Miscellaneous	<u>51,076</u>
Total revenue as reported on the Statement of Revenues, Expenditures, and Changes in Fund Balances - Governmental Funds	<u>\$ 40,056,156</u>
Expenditures	
Actual amounts (budgetary basis) from the Schedule of Revenues, Expenditures and Changes in Fund Balance - Budget and Actual	\$ 34,237,751
Difference - Budget Basis to GAAP	
Accrual of accounts payable	(27,496)
Accrual of wages payable	69,312
Reclass transfer to component unit as expenditures	<u>622,408</u>
Total expenditures as reported on the Statement of Revenues, Expenditures, and Changes in Fund Balances - Governmental Funds	<u>\$ 34,901,975</u>

**COMBINING AND INDIVIDUAL FUND
AND
OTHER SUPPLEMENTARY INFORMATION**

This page is intentionally left blank

MAJOR CAPITAL PROJECTS FUNDS

Budgetary to Actual Comparison Schedules

GASB Statement No. 34 paragraph 130 requires budgetary comparison schedules for the General Fund and each major special revenue fund to be presented as required supplementary information. The City has one major capital project fund for which legally adopted budgets are required. These budgetary comparisons are being presented as other supplementary information to demonstrate compliance with finance related legal requirements.

This page is intentionally left blank

CITY OF CASPER, WYOMING

SCHEDULE OF REVENUES, EXPENDITURES AND CHANGES
IN FUND BALANCE - BUDGET AND ACTUAL ON BUDGETARY BASIS

DEPARTMENTAL CAPITAL PROJECTS

CAPITAL PROJECTS FUND

Year Ended June 30, 2011

	Budgeted Amount		Actual on Budgetary Basis	Variance with Final Budget Positive (Negative)
	Original	Final		
Revenues				
Taxes	\$ 8,000,000	\$ 13,150,000	\$ 14,726,337	\$ 1,576,337
Intergovernmental	-	216,000	154,666	(61,334)
Charges for services	55,455	55,455	20,500	(34,955)
Investment earnings	150,000	150,000	126,596	(23,404)
Other revenues	-	-	123,130	123,130
Total revenues	<u>8,205,455</u>	<u>13,571,455</u>	<u>15,151,229</u>	<u>1,579,774</u>
Expenditures				
General government	1,127,501	1,127,501	1,164,757	(37,256)
Capital outlay	20,725,715	21,591,715	16,987,069	4,604,646
Total expenditures	<u>21,853,216</u>	<u>22,719,216</u>	<u>18,151,826</u>	<u>4,567,390</u>
(Deficiency) of revenues over expenditures	<u>(13,647,761)</u>	<u>(9,147,761)</u>	<u>(3,000,597)</u>	<u>6,147,164</u>
Other financing sources and uses				
Transfers in	831,193	831,193	825,944	(5,249)
Transfers out	(4,277,400)	(8,777,400)	(4,123,033)	4,654,367
Total other financing uses	<u>(3,446,207)</u>	<u>(7,946,207)</u>	<u>(3,297,089)</u>	<u>4,649,118</u>
Net change in fund balance	<u><u>\$(17,093,968)</u></u>	<u><u>\$(17,093,968)</u></u>	<u><u>(6,297,686)</u></u>	<u><u>\$ 10,796,282</u></u>
Fund balance - beginning of year			<u>38,673,336</u>	
Fund balance - end of year			<u><u>\$ 32,375,650</u></u>	

This page is intentionally left blank

Nonmajor Governmental Funds

Special Revenue Funds

Special revenue funds are used to account for specific revenues that are legally restricted to expenditure for particular purposes.

Capital Projects Funds

Capital projects funds are used to account for the acquisition and construction of major capital facilities other than those financed by proprietary funds and trust funds.

Debt Service Fund

All special assessments or Local Assessment Districts (LAD's) are initially used to account for the costs of paving the streets, etc. in certain areas (districts) within the City. Financing may be provided by the sale of special assessment bonds, or the City may fund the project. Upon completion of the project, costs are evaluated and property owners are assessed their proportionate share, i.e., estimated cost per linear foot times front footage. The property owners either pay the assessment within 30 days, with no interest charged, or over a 10-year period. Interest is charged on the unpaid assessment at a rate not over twelve percent.

Unpaid assessments are divided into two categories; current and delinquent. Current represents installments due within one year (property owners are allowed to pay within 30 days of the annual due date). Delinquent assessments are those annual installments due which have passed the 30-day period and remain unpaid. A penalty on late assessments of 5% is charged on the unpaid balance.

This page is intentionally left blank

CITY OF CASPER, WYOMING

COMBINING BALANCE SHEET
OTHER GOVERNMENTAL FUNDS
June 30, 2011

	Special Revenue Funds	Capital Project Funds	Debt Service Fund	Other Governmental Funds Total
ASSETS				
Cash and cash equivalents	\$ 3,000	\$ -	\$ -	\$ 3,000
Investments	868,202	3,783,772	1,547,212	6,199,186
Other receivables, net of allowance	157,524	-	110,670	268,194
Interest receivable	14,788	109	57,580	72,477
Due from other governments	589,439	352,568	-	942,007
Due from other funds	1,266,087	650,105	213,756	2,129,948
Notes receivable, current	36,853	-	-	36,853
Notes receivable, noncurrent	698,263	-	422,740	1,121,003
	<u>\$ 3,634,156</u>	<u>\$ 4,786,554</u>	<u>\$ 2,351,958</u>	<u>\$ 10,772,668</u>
Total assets				
LIABILITIES AND FUND BALANCES				
Liabilities				
Accounts payable	\$ 1,336,779	\$ 569,702	\$ 188	\$ 1,906,669
Accrued wages payable	69,905	2,287	-	72,192
Accrued interest payable	14,586	-	-	14,586
Due to other funds	111,899	504,407	-	616,306
Deferred revenue	-	-	422,740	422,740
	<u>1,533,169</u>	<u>1,076,396</u>	<u>422,928</u>	<u>3,032,493</u>
Total liabilities				
Fund balances				
Restricted	2,146,092	-	-	2,146,092
Assigned	-	4,303,490	1,929,030	6,232,520
Unassigned (deficit)	(45,105)	(593,332)	-	(638,437)
	<u>2,100,987</u>	<u>3,710,158</u>	<u>1,929,030</u>	<u>7,740,175</u>
Total fund balances				
Total liabilities and fund balances	<u>\$ 3,634,156</u>	<u>\$ 4,786,554</u>	<u>\$ 2,351,958</u>	<u>\$ 10,772,668</u>

CITY OF CASPER, WYOMING

COMBINING STATEMENT OF REVENUES, EXPENDITURES AND CHANGES IN FUND BALANCES
OTHER GOVERNMENTAL FUNDS
Year Ended June 30, 2011

	Special Revenue Funds	Capital Project Funds	Debt Service Fund	Other Governmental Funds Total
Revenues				
Taxes and special assessments	\$ 1,321,296	\$ -	\$ 737,587	\$ 2,058,883
Intergovernmental	2,764,340	2,994,527	-	5,758,867
Charges for services	508,548	-	-	508,548
Investment earnings	43,713	14,154	5,574	63,441
Other revenues	266,631	22,926	-	289,557
Total revenues	4,904,528	3,031,607	743,161	8,679,296
Expenditures				
General government	742,796	3,531	264,549	1,010,876
Public safety	2,225,103	-	-	2,225,103
Health	424,557	-	-	424,557
Welfare	1,718,386	-	-	1,718,386
Capital outlay	705,909	2,170,499	-	2,876,408
Total expenditures	5,816,751	2,174,030	264,549	8,255,330
Excess (deficiency) of revenues over expenditures	(912,223)	857,577	478,612	- 423,966
Other financing sources and uses				
Transfers in	1,078,030	1,510,678	-	2,588,708
Transfers out	-	(2,536,154)	(825,945)	(3,362,099)
Total other financing sources and uses	1,078,030	(1,025,476)	(825,945)	(773,391)
Net change in fund balances	165,807	(167,899)	(347,333)	(349,425)
Fund balances - beginning of year	1,935,180	3,878,057	2,276,363	8,089,600
Fund balances - end of year	\$ 2,100,987	\$ 3,710,158	\$ 1,929,030	\$ 7,740,175

Nonmajor Governmental Funds

Special Revenue Funds

Special revenue funds are used to account for specific revenues that are restricted to expenditures for specific purposes.

Community Development Block Grant (CDBG) Fund – accounts for the administration and programs funded by the Community Development Block Grant received from the United States Department of Housing and Urban Development.

Weed and Pest Fund – accounts for the City’s weed and pest control operations as funded by a special property tax levied by the Natrona County Weed and Pest Board, a portion of which is passed along to the City.

Transportation Services Fund – accounts for the public transportation services provided by the Casper Area Transportation Coalition (CATC) and funded by federal transportation grants and transfers from the General Fund.

Metropolitan Planning Organization Fund – accounts for the grant activities associated with Metropolitan Planning Organization grant funds.

Special Events Assistance Fund – accounts for the Fire Department’s providing of resources to other government agencies to assist with wildfire suppression. This fund also accounts for various grants received to acquire equipment for fire, emergency medical and disaster recovery services.

Police Grants Fund – accounts for grants obtained for various policing and public safety programs and the acquisition of equipment. This fund also accounts for the activity associated with asset seizure awards and revenue generated by various court and agency programs.

Public Safety Communications Fund – accounts for the operation of the combined dispatch center that provides county-wide 911 services.

Redevelopment Loan Fund – accounts for the City’s redevelopment efforts, including administration of the United States Department of Housing and Urban Development Section 108 Loan Program allocations obtained by the City.

CITY OF CASPER, WYOMING

COMBINING BALANCE SHEET
NONMAJOR GOVERNMENTAL FUNDS
SPECIAL REVENUE FUNDS
June 30, 2011

	<u>CDBG</u>	<u>Weed and Pest</u>	<u>Transportation Services</u>	<u>Metropolitan Planning Organization</u>
ASSETS				
Cash and cash equivalents	\$ -	\$ -	\$ -	\$ -
Investments	-	-	-	-
Other receivables, net of allowance	39,022	-	-	-
Interest receivable	-	-	-	-
Due from other governments	83,793	-	120,421	124,089
Due from other funds	-	476,975	-	-
Notes receivable, current	7,902	-	-	-
Notes receivable, noncurrent	39,593	-	-	-
	<hr/>	<hr/>	<hr/>	<hr/>
Total assets	<u>\$ 170,310</u>	<u>\$ 476,975</u>	<u>\$ 120,421</u>	<u>\$ 124,089</u>
LIABILITIES AND FUND BALANCES				
Liabilities				
Accounts payable	\$ 20,776	\$ 35,357	\$ 129,599	\$ 65,043
Accrued wages payable	4,722	6,585	-	4,065
Accrued interest payable	-	-	-	-
Due to other funds	57,796	-	35,927	18,176
	<hr/>	<hr/>	<hr/>	<hr/>
Total liabilities	<u>83,294</u>	<u>41,942</u>	<u>165,526</u>	<u>87,284</u>
Fund balances				
Restricted	87,016	435,033	-	36,805
Unassigned (deficit)	-	-	(45,105)	-
	<hr/>	<hr/>	<hr/>	<hr/>
Total fund balances (deficit)	<u>87,016</u>	<u>435,033</u>	<u>(45,105)</u>	<u>36,805</u>
	<hr/>	<hr/>	<hr/>	<hr/>
Total liabilities and fund balances	<u>\$ 170,310</u>	<u>\$ 476,975</u>	<u>\$ 120,421</u>	<u>\$ 124,089</u>

Special Events Assistance	Police Grants	Public Safety Communications	Redevelopment Loan	Total
\$ -	\$ 3,000	\$ -	\$ -	\$ 3,000
-	-	818,929	49,273	868,202
61	-	117,970	471	157,524
-	-	154	14,634	14,788
11,900	249,236	-	-	589,439
49,408	331,043	283,697	124,964	1,266,087
-	-	-	28,951	36,853
-	-	-	658,670	698,263
<u>\$ 61,369</u>	<u>\$ 583,279</u>	<u>\$ 1,220,750</u>	<u>\$ 876,963</u>	<u>\$ 3,634,156</u>
\$ 391	\$ 451,613	\$ 14,999	\$ 619,001	\$ 1,336,779
-	12,588	41,945	-	69,905
-	-	-	14,586	14,586
-	-	-	-	111,899
<u>391</u>	<u>464,201</u>	<u>56,944</u>	<u>633,587</u>	<u>1,533,169</u>
60,978	119,078	1,163,806	243,376	2,146,092
-	-	-	-	(45,105)
<u>60,978</u>	<u>119,078</u>	<u>1,163,806</u>	<u>243,376</u>	<u>2,100,987</u>
<u>\$ 61,369</u>	<u>\$ 583,279</u>	<u>\$ 1,220,750</u>	<u>\$ 876,963</u>	<u>\$ 3,634,156</u>

CITY OF CASPER, WYOMING

**COMBINING STATEMENT OF REVENUES, EXPENDITURES,
AND CHANGES IN FUND BALANCES
NONMAJOR GOVERNMENTAL FUNDS
SPECIAL REVENUE FUNDS
Year Ended June 30, 2011**

	<u>CDBG</u>	<u>Weed and Pest</u>	<u>Transportation Services</u>	<u>Metropolitan Planning Organization</u>
Revenues				
Taxes	\$ -	\$ 442,033	\$ -	\$ -
Intergovernmental	469,360	-	729,895	680,501
Charges for services	35,518	-	-	-
Investment earnings	-	-	-	-
Other revenues	69,258	-	11,340	-
Total revenues	<u>574,136</u>	<u>442,033</u>	<u>741,235</u>	<u>680,501</u>
Expenditures				
General government	-	-	-	742,796
Public safety	-	-	-	-
Health	-	424,557	-	-
Welfare	560,784	-	1,122,447	-
Capital outlay	-	10,890	-	1,409
Total expenditures	<u>560,784</u>	<u>435,447</u>	<u>1,122,447</u>	<u>744,205</u>
Excess (deficiency) of revenues over expenditures	<u>13,352</u>	<u>6,586</u>	<u>(381,212)</u>	<u>(63,704)</u>
Other financing sources				
Transfers in	-	-	412,683	100,509
Total other financing sources	<u>-</u>	<u>-</u>	<u>412,683</u>	<u>100,509</u>
Net change in fund balances	13,352	6,586	31,471	36,805
Fund balances (deficit) - beginning of year	<u>73,664</u>	<u>428,447</u>	<u>(76,576)</u>	<u>-</u>
Fund balances (deficit) - end of year	<u>\$ 87,016</u>	<u>\$ 435,033</u>	<u>\$ (45,105)</u>	<u>\$ 36,805</u>

Special Events Assistance	Police Grants	Public Safety Communications	Redevelopment Loan	Total
\$ -	\$ -	\$ 879,263	\$ -	\$ 1,321,296
84,069	800,515	-	-	2,764,340
-	-	473,030	-	508,548
-	44	4,123	39,546	43,713
9,878	91,929	1,874	82,352	266,631
<u>93,947</u>	<u>892,488</u>	<u>1,358,290</u>	<u>121,898</u>	<u>4,904,528</u>
-	-	-	-	742,796
22,377	362,566	1,840,160	-	2,225,103
-	-	-	-	424,557
-	-	-	35,155	1,718,386
72,698	581,824	39,088	-	705,909
<u>95,075</u>	<u>944,390</u>	<u>1,879,248</u>	<u>35,155</u>	<u>5,816,751</u>
<u>(1,128)</u>	<u>(51,902)</u>	<u>(520,958)</u>	<u>86,743</u>	<u>(912,223)</u>
-	56,015	508,823	-	1,078,030
-	56,015	508,823	-	1,078,030
(1,128)	4,113	(12,135)	86,743	165,807
62,106	114,965	1,175,941	156,633	1,935,180
<u>\$ 60,978</u>	<u>\$ 119,078</u>	<u>\$ 1,163,806</u>	<u>\$ 243,376</u>	<u>\$ 2,100,987</u>

CITY OF CASPER, WYOMING

SCHEDULE OF REVENUES, EXPENDITURES AND CHANGES
IN FUND BALANCE - BUDGET AND ACTUAL ON BUDGETARY BASIS
CDBG SPECIAL REVENUE FUND
Year Ended June 30, 2011

	Budgeted Amount		Actual on Budgetary Basis	Variance with Final Budget Positive (Negative)
	Original	Final		
Revenues				
Intergovernmental	\$ 898,356	\$ 638,267	\$ 470,027	\$ (168,240)
Charges for services	35,518	35,518	35,518	-
Investment earnings	5,000	5,000	19,572	14,572
Other revenues	45,000	45,000	59,918	14,918
Total revenues	<u>983,874</u>	<u>723,785</u>	<u>585,035</u>	<u>(138,750)</u>
Expenditures				
Welfare	<u>1,025,111</u>	<u>882,227</u>	<u>612,489</u>	<u>269,738</u>
Total expenditures	<u>1,025,111</u>	<u>882,227</u>	<u>612,489</u>	<u>269,738</u>
(Deficiency) of revenues over expenditures	<u>\$ (41,237)</u>	<u>\$ (158,442)</u>	(27,454)	<u>\$ 130,988</u>
Fund balance - beginning of year			<u>73,664</u>	
Fund balance - end of year			<u>\$ 46,210</u>	

CITY OF CASPER, WYOMING

**SCHEDULE OF REVENUES, EXPENDITURES AND CHANGES
IN FUND BALANCE - BUDGET AND ACTUAL ON BUDGETARY BASIS
WEED AND PEST SPECIAL REVENUE FUND
Year Ended June 30, 2011**

	Budgeted Amount		Actual on Budgetary Basis	Variance with Final Budget Positive (Negative)
	Original	Final		
Revenues				
Taxes	\$ 538,000	\$ 538,000	\$ 442,033	\$ (95,967)
Total revenues	<u>538,000</u>	<u>538,000</u>	<u>442,033</u>	<u>(95,967)</u>
Expenditures				
Health	537,857	536,366	420,631	115,735
Capital outlay	<u>84,000</u>	<u>85,491</u>	<u>10,890</u>	<u>74,601</u>
Total expenditures	<u>621,857</u>	<u>621,857</u>	<u>431,521</u>	<u>190,336</u>
Excess (deficiency) of revenues over expenditures	<u>\$ (83,857)</u>	<u>\$ (83,857)</u>	10,512	<u>\$ 94,369</u>
Fund balance - beginning of year			<u>428,447</u>	
Fund balance - end of year			<u>\$ 438,959</u>	

CITY OF CASPER, WYOMING

**SCHEDULE OF REVENUES, EXPENDITURES AND CHANGES
IN FUND BALANCE - BUDGET AND ACTUAL ON BUDGETARY BASIS
TRANSPORTATION SERVICES SPECIAL REVENUE FUND
Year Ended June 30, 2011**

	Budgeted Amount		Actual on Budgetary Basis	Variance with Final Budget Positive (Negative)
	Original	Final		
Revenues				
Intergovernmental	\$ 743,103	\$ 762,327	\$ 729,895	\$ (32,432)
Total revenues	<u>743,103</u>	<u>762,327</u>	<u>729,895</u>	<u>(32,432)</u>
Expenditures				
Welfare	1,136,375	1,202,040	1,122,446	79,594
Capital outlay	15,135	15,135	-	15,135
Total expenditures	<u>1,151,510</u>	<u>1,217,175</u>	<u>1,122,446</u>	<u>94,729</u>
(Deficiency) of revenues over expenditures	<u>(408,407)</u>	<u>(454,848)</u>	<u>(392,551)</u>	<u>62,297</u>
Other financing sources				
Transfers in	403,472	449,913	412,683	(37,230)
Total other financing sources	<u>403,472</u>	<u>449,913</u>	<u>412,683</u>	<u>(37,230)</u>
Net change in fund balance	<u>\$ (4,935)</u>	<u>\$ (4,935)</u>	20,132	<u>\$ 25,067</u>
Fund (deficit) - beginning of year			<u>(76,576)</u>	
Fund (deficit) - end of year			<u>\$ (56,444)</u>	

CITY OF CASPER, WYOMING

**SCHEDULE OF REVENUES, EXPENDITURES AND CHANGES
IN FUND BALANCE - BUDGET AND ACTUAL ON BUDGETARY BASIS
METROPOLITAN PLANNING ORGANIZATION SPECIAL REVENUE FUND
Year Ended June 30, 2011**

	Budgeted Amount		Actual on Budgetary Basis	Variance with Final Budget Positive (Negative)
	Original	Final		
Revenues				
Intergovernmental	\$ 660,885	\$ 717,140	\$ 680,501	\$ (36,639)
Total revenues	<u>660,885</u>	<u>717,140</u>	<u>680,501</u>	<u>(36,639)</u>
Expenditures				
General government	872,846	1,061,993	910,075	151,918
Capital outlay	<u>1,500</u>	<u>1,500</u>	<u>1,442</u>	<u>58</u>
Total expenditures	<u>874,346</u>	<u>1,063,493</u>	<u>911,517</u>	<u>151,976</u>
(Deficiency) of revenues over expenditures	<u>(213,461)</u>	<u>(346,353)</u>	<u>(231,016)</u>	<u>115,337</u>
Other financing sources				
Transfers in	51,494	81,081	90,795	9,714
Transfers out	<u>(131,184)</u>	<u>-</u>	<u>-</u>	<u>-</u>
Total other financing sources	<u>(79,690)</u>	<u>81,081</u>	<u>90,795</u>	<u>9,714</u>
Net change in fund balance	<u>\$ (293,151)</u>	<u>\$ (265,272)</u>	<u>(140,221)</u>	<u>\$ 125,051</u>
Fund balance - beginning of year			<u>-</u>	
Fund (deficit) - end of year			<u>\$ (140,221)</u>	

CITY OF CASPER, WYOMING

**SCHEDULE OF REVENUES, EXPENDITURES AND CHANGES
IN FUND BALANCE - BUDGET AND ACTUAL ON BUDGETARY BASIS
SPECIAL EVENTS ASSISTANCE SPECIAL REVENUE FUND
Year Ended June 30, 2011**

	Budgeted Amount		Actual on Budgetary Basis	Variance with Final Budget Positive (Negative)
	Original	Final		
Revenues				
Intergovernmental	\$ 100,000	\$ 135,000	\$ 84,068	\$ (50,932)
Other revenues	10,000	10,000	9,878	(122)
Total revenues	<u>110,000</u>	<u>145,000</u>	<u>93,946</u>	<u>(51,054)</u>
Expenditures				
Public safety	10,000	21,900	22,377	(477)
Capital outlay	100,000	123,100	72,698	50,402
Total expenditures	<u>110,000</u>	<u>145,000</u>	<u>95,075</u>	<u>49,925</u>
(Deficiency) of revenues over expenditures	<u>\$ -</u>	<u>\$ -</u>	(1,129)	<u>\$ (1,129)</u>
Fund balance - beginning of year			<u>62,106</u>	
Fund balance - end of year			<u>\$ 60,977</u>	

CITY OF CASPER, WYOMING

**SCHEDULE OF REVENUES, EXPENDITURES AND CHANGES
IN FUND BALANCE - BUDGET AND ACTUAL ON BUDGETARY BASIS
POLICE GRANTS SPECIAL REVENUE FUND
Year Ended June 30, 2011**

	Budgeted Amount		Actual on Budgetary Basis	Variance with Final Budget Positive (Negative)
	Original	Final		
Revenues				
Intergovernmental	\$ 1,124,014	\$ 1,124,014	\$ 800,515	\$ (323,499)
Investment earnings	-	-	44	44
Other revenues	98,325	98,325	91,929	(6,396)
Total revenues	<u>1,222,339</u>	<u>1,222,339</u>	<u>892,488</u>	<u>(329,851)</u>
Expenditures				
Public safety	365,314	364,814	362,566	2,248
Capital outlay	1,059,351	1,059,851	581,824	478,027
Total expenditures	<u>1,424,665</u>	<u>1,424,665</u>	<u>944,390</u>	<u>480,275</u>
(Deficiency) of revenues over expenditures	(202,326)	(202,326)	(51,902)	150,424
Other financing sources				
Transfers in	69,700	69,700	56,015	(13,685)
Total other financing sources	<u>69,700</u>	<u>69,700</u>	<u>56,015</u>	<u>(13,685)</u>
Net change in fund balance	<u>\$ (132,626)</u>	<u>\$ (132,626)</u>	4,113	<u>\$ 136,739</u>
Fund balance - beginning of year			<u>114,965</u>	
Fund balance - end of year			<u>\$ 119,078</u>	

CITY OF CASPER, WYOMING

SCHEDULE OF REVENUES, EXPENDITURES AND CHANGES
IN FUND BALANCE - BUDGET AND ACTUAL ON BUDGETARY BASIS
PUBLIC SAFETY COMMUNICATIONS CENTER
SPECIAL REVENUE FUND
Year Ended June 30, 2011

	Budgeted Amount		Actual on Budgetary Basis	Variance with Final Budget Positive (Negative)
	Original	Final		
Revenues				
Taxes	\$ 950,000	\$ 950,000	\$ 879,263	\$ (70,737)
Intergovernmental	470,259	470,259	473,030	2,771
Investment earnings	3,500	3,500	3,023	(477)
Other revenues	200	200	1,874	1,674
Total revenues	<u>1,423,959</u>	<u>1,423,959</u>	<u>1,357,190</u>	<u>(66,769)</u>
Expenditures				
Public safety	2,053,776	2,053,776	1,931,711	122,065
Capital outlay	166,525	166,525	41,941	124,584
Total expenditures	<u>2,220,301</u>	<u>2,220,301</u>	<u>1,973,652</u>	<u>246,649</u>
(Deficiency) of revenues over expenditures	<u>(796,342)</u>	<u>(796,342)</u>	<u>(616,462)</u>	<u>179,880</u>
Other financing sources				
Transfers in	688,703	688,703	508,823	(179,880)
Total other financing sources	<u>688,703</u>	<u>688,703</u>	<u>508,823</u>	<u>(179,880)</u>
Net change in fund balance	<u>\$ (107,639)</u>	<u>\$ (107,639)</u>	<u>(107,639)</u>	<u>\$ -</u>
Fund balance - beginning of year			<u>1,175,941</u>	
Fund balance - end of year			<u>\$ 1,068,302</u>	

CITY OF CASPER, WYOMING

SCHEDULE OF REVENUES, EXPENDITURES AND CHANGES
IN FUND BALANCE - BUDGET AND ACTUAL ON BUDGETARY BASIS
REDEVELOPMENT LOAN SPECIAL REVENUE FUND
Year Ended June 30, 2011

	Budgeted Amount		Actual on Budgetary Basis	Variance with Final Budget Positive (Negative)
	Original	Final		
Revenues				
Investment earnings	\$ 150	\$ 150	\$ (13,861)	\$ (14,011)
Other revenues	296,157	296,157	60,815	(235,342)
Total revenues	<u>296,307</u>	<u>296,307</u>	<u>46,954</u>	<u>(249,353)</u>
Expenditures				
Welfare	285,467	285,467	50,155	235,312
Total expenditures	<u>285,467</u>	<u>285,467</u>	<u>50,155</u>	<u>235,312</u>
Excess (deficiency) of revenues over expenditures	<u>\$ 10,840</u>	<u>\$ 10,840</u>	(3,201)	<u>\$ (14,041)</u>
Fund balance - beginning of year			<u>156,633</u>	
Fund balance - end of year			<u>\$ 153,432</u>	

This page is intentionally left blank

Nonmajor Governmental Funds

Capital Projects Funds

Capital projects funds are used to account for the acquisition and construction of major capital facilities other than those financed by proprietary funds.

Departmental Capital Projects Equipment Fund – accounts for the acquisition of equipment for the various city departments.

ARRA Grant Monies Fund – accounts for the federal grants and local matching revenues to fund projects eligible for funding under the federal economic stimulus American Recovery and Reinvestment Act of 2009.

This page is intentionally left blank

CITY OF CASPER, WYOMING
COMBINING BALANCE SHEET
NONMAJOR GOVERNMENTAL FUNDS
CAPITAL PROJECTS FUNDS
June 30, 2011

	Departmental Capital Projects- Equipment	ARRA Grant Monies	Total
ASSETS			
Investments	\$ 3,783,772	\$ -	\$ 3,783,772
Due from other governments	-	352,568	352,568
Due from other funds	650,105	-	650,105
Interest receivable	109	-	109
Total assets	\$ 4,433,986	\$ 352,568	\$ 4,786,554
 LIABILITIES AND FUND BALANCES			
Liabilities			
Accounts payable	\$ 130,496	\$ 439,206	\$ 569,702
Accrued wages payable	-	2,287	2,287
Due to other funds	-	504,407	504,407
Total liabilities	130,496	945,900	1,076,396
 Fund balances			
Assigned	4,303,490	-	4,303,490
Unassigned	-	(593,332)	(593,332)
Total fund balances (deficit)	4,303,490	(593,332)	3,710,158
Total liabilities and fund balances	\$ 4,433,986	\$ 352,568	\$ 4,786,554

CITY OF CASPER, WYOMING

COMBINING STATEMENT OF REVENUES, EXPENDITURES, AND CHANGES IN FUND BALANCE
 NONMAJOR GOVERNMENTAL FUNDS
 CAPITAL PROJECTS FUNDS
 Year Ended June 30, 2011

	Departmental Capital Projects- Equipment	ARRA Grant Monies	Total
Revenues			
Investment earnings	\$ 14,154	\$ -	\$ 14,154
Intergovernmental	-	2,994,527	2,994,527
Other revenues	22,926	-	22,926
	<u>37,080</u>	<u>2,994,527</u>	<u>3,031,607</u>
Expenditures			
General government	3,531	-	3,531
Capital outlay	1,361,264	809,235	2,170,499
	<u>1,364,795</u>	<u>809,235</u>	<u>2,174,030</u>
Excess (deficiency) of revenues over expenditures	<u>(1,327,715)</u>	<u>2,185,292</u>	<u>857,577</u>
Other financing sources and uses			
Transfers in	1,060,000	450,678	1,510,678
Transfers out	(7,632)	(2,528,522)	(2,536,154)
	<u>1,052,368</u>	<u>(2,077,844)</u>	<u>(1,025,476)</u>
Net change in fund balances	(275,347)	107,448	(167,899)
Fund balances (deficit) - beginning of year	<u>4,578,837</u>	<u>(700,780)</u>	<u>3,878,057</u>
Fund balances (deficit) - end of year	<u>\$ 4,303,490</u>	<u>\$ (593,332)</u>	<u>\$ 3,710,158</u>

CITY OF CASPER, WYOMING

**SCHEDULE OF REVENUES, EXPENDITURES AND CHANGES
IN FUND BALANCE - BUDGET AND ACTUAL ON BUDGETARY BASIS
DEPARTMENTAL CAPITAL PROJECTS - EQUIPMENT
CAPITAL PROJECTS FUND
Year Ended June 30, 2011**

	Budgeted Amount		Actual on Budgetary Basis	Variance with Final Budget Positive (Negative)
	Original	Final		
Revenues				
Investment earnings	\$ 30,000	\$ 30,000	\$ 13,450	\$ (16,550)
Other revenues	-	-	34,266	34,266
Total revenues	<u>30,000</u>	<u>30,000</u>	<u>47,716</u>	<u>17,716</u>
Expenditures				
Capital outlay	4,133,668	4,133,668	2,170,962	1,962,706
Total expenditures	<u>4,133,668</u>	<u>4,133,668</u>	<u>2,170,962</u>	<u>1,962,706</u>
(Deficiency) of revenues over expenditures	<u>(4,103,668)</u>	<u>(4,103,668)</u>	<u>(2,123,246)</u>	<u>1,980,422</u>
Other financing sources				
Transfers in	1,060,000	1,060,000	1,060,000	-
Total other financing sources	<u>1,060,000</u>	<u>1,060,000</u>	<u>1,060,000</u>	<u>-</u>
Net change in fund balance	<u>\$ (3,043,668)</u>	<u>\$ (3,043,668)</u>	<u>(1,063,246)</u>	<u>\$ 1,980,422</u>
Fund balance - beginning of year			<u>4,578,837</u>	
Fund balance - end of year			<u>\$ 3,515,591</u>	

CITY OF CASPER, WYOMING

**SCHEDULE OF REVENUES, EXPENDITURES AND CHANGES
IN FUND BALANCE - BUDGET AND ACTUAL ON BUDGETARY BASIS
ARRA GRANT MONIES - CAPITAL PROJECTS FUND
Year Ended June 30, 2011**

	Budgeted Amount		Actual on Budgetary Basis	Variance with Final Budget Positive (Negative)
	Original	Final		
Revenues				
Intergovernmental	\$ 4,501,411	\$ 4,501,411	\$ 3,590,114	\$ (911,297)
Other revenues	23,800	23,800	-	(23,800)
Total revenues	<u>4,525,211</u>	<u>4,525,211</u>	<u>3,590,114</u>	<u>(935,097)</u>
Expenditures				
Capital outlay	4,693,326	4,738,813	3,884,999	853,814
Total expenditures	<u>4,693,326</u>	<u>4,738,813</u>	<u>3,884,999</u>	<u>853,814</u>
(Deficiency) of revenues over expenditures	<u>(168,115)</u>	<u>(213,602)</u>	<u>(294,885)</u>	<u>(81,283)</u>
Other financing sources and uses				
Transfers in	533,700	556,800	448,725	(108,075)
Total other financing sources	<u>533,700</u>	<u>556,800</u>	<u>448,725</u>	<u>(108,075)</u>
Net change in fund balance	<u>\$ (701,815)</u>	<u>\$ (770,402)</u>	153,840	<u>\$ 924,242</u>
Fund (deficit) - beginning of year			<u>(700,780)</u>	
Fund (deficit) - end of year			<u>\$ (546,940)</u>	

CITY OF CASPER, WYOMING

**SCHEDULE OF REVENUES, EXPENDITURES AND CHANGES
IN FUND BALANCE - BUDGET AND ACTUAL ON BUDGETARY BASIS
LAD REVOLVING - DEBT SERVICE FUND
Year Ended June 30, 2011**

	Budgeted Amount		Actual on Budgetary Basis	Variance with Final Budget Positive (Negative)
	Original	Final		
Revenues				
Special assessments	\$ 30,500	\$ 30,500	\$ 737,587	\$ 707,087
Investment earnings	5,000	5,000	5,290	290
Total revenues	<u>35,500</u>	<u>35,500</u>	<u>742,877</u>	<u>707,377</u>
Expenditures				
General government	1,100	1,100	264,548	(263,448)
Capital outlay	28,454	28,454	-	28,454
Total expenditures	<u>29,554</u>	<u>29,554</u>	<u>264,548</u>	<u>(234,994)</u>
Excess of revenues over expenditures	<u>5,946</u>	<u>5,946</u>	<u>478,329</u>	<u>472,383</u>
Other financing (uses)				
Transfers out	<u>(831,193)</u>	<u>(831,193)</u>	<u>(825,945)</u>	<u>5,248</u>
Total other financing (uses)	<u>(831,193)</u>	<u>(831,193)</u>	<u>(825,945)</u>	<u>5,248</u>
Net change in fund balance	<u>\$ (825,247)</u>	<u>\$ (825,247)</u>	<u>(347,616)</u>	<u>\$ 477,631</u>
Fund balance - beginning of year			<u>2,276,363</u>	
Fund balance - end of year			<u>\$ 1,928,747</u>	

This page is intentionally left blank

NONMAJOR PROPRIETARY FUNDS

ENTERPRISE FUNDS

Enterprise funds are established by the City to account for the operations that are financed and operated in a manner similar to private business enterprise where the intent of the governing body is that the costs (expenses, including depreciation) of providing services to the general public on a continuing basis will be financed or recovered primarily through user charges.

Sewer Fund – accounts for the operation of the City’s sewer collection services.

Refuse Collection Fund – accounts for the operation of the City’s solid waste collection services.

Golf Course Fund – accounts for the operation of the City of Casper Municipal Golf Course.

Parking Lots Fund – accounts for the operation of various parking facilities.

Hogadon Ski Area Fund – accounts for the operation of the City’s ski area.

Casper Events Center Fund – accounts for the operation of the City’s events center.

Aquatics Fund – accounts for the operation of the City’s outdoor pools and indoor aquatics center.

Ice Arena Fund – accounts for the operation of the City’s indoor ice arena.

Casper Recreation Center Fund – accounts for the operation of the City’s recreation facility and various recreation and field programs.

Water Treatment Plant Fund – accounts for the operation of Central Wyoming Regional Water System Joint Powers Board’s water treatment plant operated and managed by the City.

CITY OF CASPER, WYOMING

COMBINING STATEMENT OF NET ASSETS
 NONMAJOR PROPRIETARY FUNDS
 BUSINESS-TYPE ACTIVITIES - ENTERPRISE FUNDS
 June 30, 2011

	Sewer	Refuse Collection	Golf Course	Parking Lots
ASSETS				
Current assets				
Cash and cash equivalents	\$ -	\$ -	\$ -	\$ -
Investments	4,298,526	2,968,896	165,702	447,436
Interest receivables	13,144	9,321	525	1,414
Customer receivables, net of allowance	429,622	523,131	-	13,410
Due from component units	-	-	-	-
Due from other funds	1,354,115	1,229,191	48,793	58,961
Inventories	-	-	-	-
Total current assets	<u>6,095,407</u>	<u>4,730,539</u>	<u>215,020</u>	<u>521,221</u>
Capital assets not being depreciated				
Land and other nondepreciable assets	30,625	-	225,000	-
Construction in progress	2,341,672	-	-	-
Capital assets, net of depreciation				
Buildings	329,950	27,301	350,670	1,054,177
Improvements	8,840,822	-	767,431	383,557
Machinery and equipment	268,441	2,054,028	449,647	13,678
Net property and equipment	<u>11,811,510</u>	<u>2,081,329</u>	<u>1,792,748</u>	<u>1,451,412</u>
Total noncurrent assets	<u>11,811,510</u>	<u>2,081,329</u>	<u>1,792,748</u>	<u>1,451,412</u>
Total assets	<u>17,906,917</u>	<u>6,811,868</u>	<u>2,007,768</u>	<u>1,972,633</u>

Hogadon Ski Area	Casper Events Center	Aquatics	Ice Arena	Casper Recreation Center	Water Treatment Plant	Total
\$ 150	\$ 22,610	\$ 1,140	\$ 450	\$ 600	\$ -	\$ 24,950
318,081	70,082	24,636	24,636	24,636	-	8,342,631
1,021	132	131	131	131	-	25,950
-	35,557	1,827	311	80	49,512	1,053,450
-	-	-	-	-	368,772	368,772
61,770	207,427	44,681	15,216	196,503	-	3,216,657
6,443	60,283	-	-	-	-	66,726
<u>387,465</u>	<u>396,091</u>	<u>72,415</u>	<u>40,744</u>	<u>221,950</u>	<u>418,284</u>	<u>13,099,136</u>
259,200	31,300	-	-	-	-	546,125
-	2,229,285	-	-	-	-	4,570,957
115,409	7,894,664	5,639,615	1,179,037	2,031,414	-	18,622,237
1,533,038	2,193,934	694,449	334,592	413,990	-	15,161,813
135,242	102,082	-	60,209	34,092	-	3,117,419
<u>2,042,889</u>	<u>12,451,265</u>	<u>6,334,064</u>	<u>1,573,838</u>	<u>2,479,496</u>	<u>-</u>	<u>42,018,551</u>
<u>2,042,889</u>	<u>12,451,265</u>	<u>6,334,064</u>	<u>1,573,838</u>	<u>2,479,496</u>	<u>-</u>	<u>42,018,551</u>
<u>2,430,354</u>	<u>12,847,356</u>	<u>6,406,479</u>	<u>1,614,582</u>	<u>2,701,446</u>	<u>418,284</u>	<u>55,117,687</u>

(Continued)

CITY OF CASPER, WYOMING

COMBINING STATEMENT OF NET ASSETS (CONTINUED)

NONMAJOR PROPRIETARY FUNDS

BUSINESS-TYPE ACTIVITIES - ENTERPRISE FUNDS

June 30, 2011

	<u>Sewer</u>	<u>Refuse Collection</u>	<u>Golf Course</u>	<u>Parking Lots</u>
LIABILITIES				
Current liabilities				
Notes and capital leases payable, current	\$ -	\$ -	\$ 7,128	\$ -
Accounts payable	121,353	11,947	43,768	268
Accrued wages payable	25,037	66,523	31,018	-
Accrued interest payable	14,440	-	10,913	-
Unearned revenues	-	-	-	-
Due to other funds	158,670	88,226	-	-
Total current liabilities	319,500	166,696	92,827	268
Long-term liabilities, net of current maturities				
Advance from other fund	-	-	38,470	-
Notes payable	467,129	-	464,812	-
Total long-term liabilities	467,129	-	503,282	-
Total liabilities	786,629	166,696	596,109	268
NET ASSETS				
Invested in capital assets, net of related debt	11,344,381	2,081,329	1,320,808	1,451,412
Unrestricted (deficit)	5,775,907	4,563,843	90,851	520,953
Total net assets (deficit)	\$ 17,120,288	\$ 6,645,172	\$ 1,411,659	\$ 1,972,365

Hogadon Ski Area	Casper Events Center	Aquatics	Ice Arena	Casper Recreation Center	Water Treatment Plant	Total
\$ -	\$ 3,922	\$ -	\$ -	\$ -	\$ -	\$ 11,050
9,625	86,826	36,644	7,218	19,427	196,264	533,340
30,142	115,191	50,763	11,523	68,608	61,259	460,064
-	-	-	-	-	-	25,353
-	61,136	-	-	25,956	-	87,092
-	-	-	-	-	168,396	415,292
<u>39,767</u>	<u>267,075</u>	<u>87,407</u>	<u>18,741</u>	<u>113,991</u>	<u>425,919</u>	<u>1,532,191</u>
-	-	-	-	-	-	38,470
-	-	-	-	-	-	931,941
-	-	-	-	-	-	970,411
<u>39,767</u>	<u>267,075</u>	<u>87,407</u>	<u>18,741</u>	<u>113,991</u>	<u>425,919</u>	<u>2,502,602</u>
2,042,889	12,447,343	6,334,064	1,573,838	2,479,496	-	41,075,560
347,698	132,938	(14,992)	22,003	107,959	(7,635)	11,539,525
<u>\$ 2,390,587</u>	<u>\$ 12,580,281</u>	<u>\$ 6,319,072</u>	<u>\$ 1,595,841</u>	<u>\$ 2,587,455</u>	<u>\$ (7,635)</u>	<u>\$ 52,615,085</u>

CITY OF CASPER, WYOMING

COMBINING STATEMENT OF REVENUES, EXPENSES AND CHANGES IN FUND NET ASSETS
 NONMAJOR PROPRIETARY FUNDS
 BUSINESS-TYPE ACTIVITIES - ENTERPRISE FUNDS
 Year Ended June 30, 2011

	Sewer	Refuse Collection	Golf Course	Parking Lots
Operating revenues				
Charges for services	\$ 4,331,729	\$ 4,852,004	\$ 800,886	\$ 18,988
Other revenues	19,953	196,186	118,919	-
Total operating revenues	<u>4,351,682</u>	<u>5,048,190</u>	<u>919,805</u>	<u>18,988</u>
Operating expenses				
Personnel expenses	437,954	1,178,348	382,183	-
Contractual	2,733,723	2,370,475	368,424	16,759
Materials and supplies	47,444	125,508	106,900	1,949
Other expenses	1,142	-	3,584	-
Depreciation expense	505,219	355,880	260,905	74,550
Total operating expenses	<u>3,725,482</u>	<u>4,030,211</u>	<u>1,121,996</u>	<u>93,258</u>
Operating income (loss)	<u>626,200</u>	<u>1,017,979</u>	<u>(202,191)</u>	<u>(74,270)</u>
Nonoperating revenues (expenses)				
Intergovernmental	-	-	-	-
Investment earnings	55,371	56,102	2,067	5,516
Loss on disposition of capital assets	(521,801)	-	-	-
Interest	-	-	(21,965)	-
Total nonoperating revenues	<u>(466,430)</u>	<u>56,102</u>	<u>(19,898)</u>	<u>5,516</u>
Income (loss) before transfers	<u>159,770</u>	<u>1,074,081</u>	<u>(222,089)</u>	<u>(68,754)</u>
Capital contributions	222,851	-	25,701	-
Transfers in	-	-	-	-
Transfers out	(58,753)	-	-	-
Net transfers and contributions	<u>164,098</u>	<u>-</u>	<u>25,701</u>	<u>-</u>
Net income (loss)	<u>323,868</u>	<u>1,074,081</u>	<u>(196,388)</u>	<u>(68,754)</u>
Net assets - beginning of year	<u>16,796,420</u>	<u>5,571,091</u>	<u>1,608,047</u>	<u>2,041,119</u>
Net assets (deficit) - end of year	<u>\$ 17,120,288</u>	<u>\$ 6,645,172</u>	<u>\$ 1,411,659</u>	<u>\$ 1,972,365</u>

Hogadon Ski Area	Casper Events Center	Aquatics	Ice Arena	Casper Recreation Center	Water Treatment Plant	Total
\$ 455,110	\$ 2,307,233	\$ 517,377	\$ 288,963	\$ 524,200	\$ 2,390,999	\$ 16,487,489
-	18,751	-	-	-	-	353,809
<u>455,110</u>	<u>2,325,984</u>	<u>517,377</u>	<u>288,963</u>	<u>524,200</u>	<u>2,390,999</u>	<u>16,841,298</u>
346,868	1,913,446	568,136	285,061	767,117	685,554	6,564,667
322,786	754,894	309,057	142,222	211,362	973,150	8,202,852
54,882	199,128	56,022	42,900	43,300	739,930	1,417,963
2,403	1,326	1,506	2,939	224	-	13,124
96,352	464,627	163,593	69,661	131,225	-	2,122,012
<u>823,291</u>	<u>3,333,421</u>	<u>1,098,314</u>	<u>542,783</u>	<u>1,153,228</u>	<u>2,398,634</u>	<u>18,320,618</u>
<u>(368,181)</u>	<u>(1,007,437)</u>	<u>(580,937)</u>	<u>(253,820)</u>	<u>(629,028)</u>	<u>(7,635)</u>	<u>(1,479,320)</u>
-	-	-	-	943	-	943
4,543	1,611	1,259	1,259	1,259	-	128,987
-	(84,390)	-	-	-	-	(606,191)
-	(776)	-	-	-	-	(22,741)
<u>4,543</u>	<u>(83,555)</u>	<u>1,259</u>	<u>1,259</u>	<u>2,202</u>	<u>-</u>	<u>(499,002)</u>
<u>(363,638)</u>	<u>(1,090,992)</u>	<u>(579,678)</u>	<u>(252,561)</u>	<u>(626,826)</u>	<u>(7,635)</u>	<u>(1,978,322)</u>
458,529	1,717,150	-	7,632	-	-	2,431,863
217,196	639,005	406,486	178,046	489,223	-	1,929,956
-	-	-	-	-	-	(58,753)
<u>675,725</u>	<u>2,356,155</u>	<u>406,486</u>	<u>185,678</u>	<u>489,223</u>	<u>-</u>	<u>4,303,066</u>
312,087	1,265,163	(173,192)	(66,883)	(137,603)	(7,635)	2,324,744
2,078,500	11,315,118	6,492,264	1,662,724	2,725,058	-	50,290,341
<u>\$ 2,390,587</u>	<u>\$ 12,580,281</u>	<u>\$ 6,319,072</u>	<u>\$ 1,595,841</u>	<u>\$ 2,587,455</u>	<u>\$ (7,635)</u>	<u>\$ 52,615,085</u>

CITY OF CASPER, WYOMING
COMBINING STATEMENT OF CASH FLOWS
NONMAJOR PROPRIETARY FUNDS
BUSINESS-TYPE ACTIVITIES - ENTERPRISE FUNDS
Year Ended June 30, 2011

	Sewer	Refuse Collection	Golf Course	Parking Lots
Cash flows from operating activities				
Cash received from customers	\$ 4,352,560	\$ 4,846,760	\$ 800,886	\$ 19,798
Cash from other sources	19,953	196,186	118,919	-
Cash payments to suppliers for goods and services	(2,247,609)	(1,814,610)	(453,855)	(19,564)
Cash payments for interfund services used	(480,094)	(717,875)	(42,512)	(525)
Cash payments to employees for services	(437,488)	(1,174,257)	(385,184)	-
Cash paid to others	-	-	-	-
Net cash provided (used) by operating activities	1,207,322	1,336,204	38,254	(291)
Cash flows from non-capital financing activities				
Operating subsidies and transfers from (to) other funds	(674,073)	(180,467)	234,563	(4,651)
Net cash provided (used) by non-capital financing activities	(674,073)	(180,467)	234,563	(4,651)
Cash flows from capital and related financing activities				
Acquisition and construction of capital assets	(307,254)	(154,556)	(249,479)	(8,821)
Principal paid	-	-	(6,854)	-
Interest paid	-	-	(22,123)	-
Net cash (used) by capital and related financing activities	(307,254)	(154,556)	(278,456)	(8,821)
Cash flows from investing activities				
Purchase of investment securities	(2,738,184)	(2,893,161)	(85,394)	(229,967)
Proceeds from the sale of investment securities	2,459,559	1,812,564	88,023	239,310
Interest on investments	52,630	79,416	1,010	4,420
Net cash provided (used) by investing activities	(225,995)	(1,001,181)	3,639	13,763
Net increase (decrease) in cash and cash equivalents	-	-	(2,000)	-
Cash and cash equivalents - beginning of year	-	-	2,000	-
Cash and cash equivalents - end of year	\$ -	\$ -	\$ -	\$ -

Hogadon Ski Area	Casper Events Center	Aquatics	Ice Arena	Casper Recreation Center	Water Treatment Plant	Total
\$ 430,360	\$2,125,010	\$ 516,715	\$ 290,125	\$ 546,154	\$ 2,390,999	\$16,319,367
-	18,751	-	-	-	-	353,809
(352,178)	(1,009,027)	(273,194)	(151,907)	(222,283)	(1,587,457)	(8,131,684)
(57,183)	(34,458)	(92,626)	(34,638)	(46,811)	(138,569)	(1,645,291)
(346,035)	(1,908,980)	(557,577)	(284,332)	(763,372)	(677,918)	(6,535,143)
-	-	-	-	-	(71,139)	(71,139)
(325,036)	(808,704)	(406,682)	(180,752)	(486,312)	(84,084)	289,919
315,188	980,309	430,190	204,359	514,941	84,084	1,904,443
315,188	980,309	430,190	204,359	514,941	84,084	1,904,443
(42,833)	(97,091)	-	-	(5,121)	-	(865,155)
-	(3,435)	-	-	-	-	(10,289)
-	(776)	-	-	-	-	(22,899)
(42,833)	(101,302)	-	-	(5,121)	-	(898,343)
(118,971)	(141,186)	(32,690)	(32,690)	(95,745)	-	(6,367,988)
167,799	69,955	6,900	6,900	69,955	-	4,920,965
3,853	2,628	2,282	2,283	2,282	-	150,804
52,681	(68,603)	(23,508)	(23,507)	(23,508)	-	(1,296,219)
-	1,700	-	100	-	-	(200)
150	20,910	1,140	350	600	-	25,150
\$ 150	\$ 22,610	\$ 1,140	\$ 450	\$ 600	\$ -	\$ 24,950

(Continued)

CITY OF CASPER, WYOMING

COMBINING STATEMENT OF CASH FLOWS (CONTINUED)
 NONMAJOR PROPRIETARY FUNDS
 BUSINESS-TYPE ACTIVITIES - ENTERPRISE FUNDS
 Year Ended June 30, 2011

	Sewer	Refuse Collection	Golf Course	Parking Lots
Reconciliation of operating income (loss) to net cash provided (used) by operating activities				
Operating income (loss)	\$ 626,200	\$ 1,017,979	\$ (202,191)	\$ (74,270)
Adjustments to reconcile operating income (loss) to net cash provided (used) by operating activities				
Depreciation	505,219	355,880	260,905	74,550
Increase (decrease) in cash and cash equivalents resulting from changes in operating assets and liabilities				
Customer receivables	20,831	(5,244)	-	810
Inventories	-	-	12,877	-
Accounts payable	54,606	(36,502)	(30,336)	(1,381)
Accrued wages payable	466	4,091	(3,001)	-
Deferred revenue	-	-	-	-
Net cash provided (used) by operating activities	<u>\$ 1,207,322</u>	<u>\$ 1,336,204</u>	<u>\$ 38,254</u>	<u>\$ (291)</u>
Noncash investing, capital and related financing activities				
Change in fair value of investments	\$ (11,245)	\$ (32,253)	\$ (257)	\$ (596)
Capital assets contributed by governmental funds	\$ 222,851	\$ -	\$ 25,701	\$ -
Debt acquired in conjunction with assets contributed by governmental funds	\$ 6,059	\$ -	\$ -	\$ -

Hogadon Ski Area	Casper Events Center	Aquatics	Ice Arena	Casper Recreation Center	Water Treatment Plant	Total
\$ (368,181)	\$ (1,007,437)	\$ (580,937)	\$ (253,820)	\$ (629,028)	\$ (7,635)	\$ (1,479,320)
96,352	464,627	163,593	69,661	131,225	-	2,122,012
-	95,415	(662)	2,012	(104)	(71,139)	41,919
354	(9,519)	-	-	-	-	3,712
(29,644)	(78,618)	765	1,516	(14,208)	(12,946)	(146,748)
833	4,466	10,559	729	3,745	7,636	29,524
(24,750)	(277,638)	-	(850)	22,058	-	(281,180)
<u>\$ (325,036)</u>	<u>\$ (808,704)</u>	<u>\$ (406,682)</u>	<u>\$ (180,752)</u>	<u>\$ (486,312)</u>	<u>\$ (84,084)</u>	<u>\$ 289,919</u>
\$ (705)	\$ -	\$ -	\$ -	\$ -	\$ -	\$ (45,056)
\$ 458,529	\$ 1,717,150	\$ -	\$ 7,631	\$ -	\$ -	\$ 2,431,862
\$ -	\$ -	\$ -	\$ -	\$ -	\$ -	\$ 6,059

This page is intentionally left blank

NONMAJOR PROPRIETARY FUNDS

INTERNAL SERVICE FUNDS

Internal service funds are used to account for the financing of goods or services provided by one department or agency to other departments or agencies of a government or other governments, on a cost-reimbursement basis.

Garage Fund – accounts for the operations of the central maintenance facility that provides maintenance services for the City’s vehicle fleet, heavy equipment and other motorized and mechanized equipment.

City Hall Fund – accounts for the operation and maintenance of City Hall and two other storage buildings located nearby.

Employee Health Insurance Fund – accounts for the self-insured health insurance program.

Management Information Services Fund – accounts for the centralized support services for the City’s information and communication networks, hardware, organization-wide administrative software system, and various databases.

Buildings and Grounds Fund – accounts for the centralized support services for the maintenance, repair and minor construction projects of the City’s buildings.

Property and Liability Insurance Fund – accounts for the property and liability insurance program for the City. The majority of the insurance coverage is provided by an insurance pool comprised of other member governments from within the State combined with lesser specialized coverage for specific needs obtained from commercial carriers.

CITY OF CASPER, WYOMING

**COMBINING STATEMENT OF NET ASSETS
INTERNAL SERVICE FUNDS**

June 30, 2011

	<u>Garage</u>	<u>City Hall</u>	<u>Employee Health Insurance</u>	<u>Management Information Services</u>
ASSETS				
Current assets				
Cash and cash equivalents	\$ 100	\$ -	\$ 104,250	\$ -
Investments	931,871	9,855	4,452,240	73,909
Interest receivable	1,586	52	10,097	392
Customer receivables, net of allowance	27,831	-	89,036	-
Due from other funds	860,429	20,520	982,822	47,665
Inventories	446,454	5,328	-	-
Total current assets	<u>2,268,271</u>	<u>35,755</u>	<u>5,638,445</u>	<u>121,966</u>
Capital assets, net of depreciation				
Machinery and equipment	161,290	10,229	-	171,071
Net property and equipment	<u>161,290</u>	<u>10,229</u>	<u>-</u>	<u>171,071</u>
Total assets	<u>2,429,561</u>	<u>45,984</u>	<u>5,638,445</u>	<u>293,037</u>
LIABILITIES				
Current liabilities				
Capital lease payable, current	-	5,127	-	-
Accounts payable	114,675	9,390	157,047	7,364
Claims payable	-	-	1,231,364	-
Accrued wages payable	49,855	-	1,723	84,198
Total current liabilities	<u>164,530</u>	<u>14,517</u>	<u>1,390,134</u>	<u>91,562</u>
Non-current liabilities, net of current portion				
Capital lease payable	-	7,392	-	-
Other post-employment benefits payable	-	-	6,458,156	-
Total non-current liabilities	<u>-</u>	<u>7,392</u>	<u>6,458,156</u>	<u>-</u>
Total liabilities	<u>164,530</u>	<u>21,909</u>	<u>7,848,290</u>	<u>91,562</u>
NET ASSETS				
Invested in capital assets, net of related debt	161,290	-	-	171,071
Unrestricted (deficit)	2,103,741	24,075	(2,209,845)	30,404
Total net assets (deficit)	<u>\$ 2,265,031</u>	<u>\$ 24,075</u>	<u>\$ (2,209,845)</u>	<u>\$ 201,475</u>

Buildings and Grounds	Property and Liability Insurance	Total
\$ -	\$ -	\$ 104,350
98,545	319,526	5,885,946
523	139	12,789
-	98,546	215,413
30,399	304,883	2,246,718
-	-	451,782
<u>129,467</u>	<u>723,094</u>	<u>8,916,998</u>
29,804	-	372,394
<u>29,804</u>	<u>-</u>	<u>372,394</u>
<u>159,271</u>	<u>723,094</u>	<u>9,289,392</u>
-	-	5,127
6,518	375,689	670,683
-	-	1,231,364
72,203	15,426	223,405
<u>78,721</u>	<u>391,115</u>	<u>2,130,579</u>
-	-	7,392
-	-	6,458,156
-	-	6,465,548
<u>78,721</u>	<u>391,115</u>	<u>8,596,127</u>
29,804	-	362,165
<u>50,746</u>	<u>331,979</u>	<u>331,100</u>
<u>\$ 80,550</u>	<u>\$ 331,979</u>	<u>\$ 693,265</u>

CITY OF CASPER, WYOMING

COMBINING STATEMENT OF REVENUES, EXPENSES, AND CHANGES IN FUND NET ASSETS
INTERNAL SERVICE FUNDS
Year Ended June 30, 2011

	Garage	City Hall	Employee Health Insurance	Management Information Services
Operating revenues				
Charges for services	\$ 3,212,671	\$ 6,095	\$ -	\$ 670,701
Other revenues	2,582	-	7,600,406	985
Total operating revenues	<u>3,215,253</u>	<u>6,095</u>	<u>7,600,406</u>	<u>671,686</u>
Operating expenses				
Personnel expenses	728,695	-	55,112	1,064,710
Contractual	376,660	372,275	9,589,006	98,733
Materials and supplies	1,560,075	4,808	-	5,778
Depreciation	34,494	7,174	-	39,939
Total operating expenses	<u>2,699,924</u>	<u>384,257</u>	<u>9,644,118</u>	<u>1,209,160</u>
Operating income (loss)	<u>515,329</u>	<u>(378,162)</u>	<u>(2,043,712)</u>	<u>(537,474)</u>
Non-operating revenues (expense)				
Investment earnings	15,970	947	34,878	3,778
Interest	-	(2,923)	-	-
Total non-operating revenues (expenses)	<u>15,970</u>	<u>(1,976)</u>	<u>34,878</u>	<u>3,778</u>
Income (loss) before contributions and transfers	<u>531,299</u>	<u>(380,138)</u>	<u>(2,008,834)</u>	<u>(533,696)</u>
Capital contributions	2,000	-	-	193,776
Transfers in	-	378,011	-	478,312
Total contributions and transfers	<u>2,000</u>	<u>378,011</u>	<u>-</u>	<u>672,088</u>
Change in net assets	<u>533,299</u>	<u>(2,127)</u>	<u>(2,008,834)</u>	<u>138,392</u>
Net assets (deficit) - beginning of year	<u>1,731,732</u>	<u>26,202</u>	<u>(201,011)</u>	<u>63,083</u>
Net assets (deficit) - end of year	<u>\$ 2,265,031</u>	<u>\$ 24,075</u>	<u>\$ (2,209,845)</u>	<u>\$ 201,475</u>

Buildings and Grounds	Property and Liability Insurance	Total
\$ 678,194	\$ 825,222	\$ 5,392,883
1,500	-	7,605,473
<u>679,694</u>	<u>825,222</u>	<u>12,998,356</u>
807,878	171,893	2,828,288
124,113	618,659	11,179,446
93,343	290,590	1,954,594
10,203	-	91,810
<u>1,035,537</u>	<u>1,081,142</u>	<u>16,054,138</u>
<u>(355,843)</u>	<u>(255,920)</u>	<u>(3,055,782)</u>
4,595	2,263	62,431
-	-	(2,923)
<u>4,595</u>	<u>2,263</u>	<u>59,508</u>
<u>(351,248)</u>	<u>(253,657)</u>	<u>(2,996,274)</u>
23,484	-	219,260
342,403	128,487	1,327,213
<u>365,887</u>	<u>128,487</u>	<u>1,546,473</u>
14,639	(125,170)	(1,449,801)
65,911	457,149	2,143,066
<u>\$ 80,550</u>	<u>\$ 331,979</u>	<u>\$ 693,265</u>

CITY OF CASPER, WYOMING

**COMBINING STATEMENT OF CASH FLOWS
INTERNAL SERVICE FUNDS
Year Ended June 30, 2011**

	Garage	City Hall	Health Insurance	Management Information Services
Cash flows from operating activities				
Cash received from customers	\$ 255,773	\$ 6,095	\$ 1,248,488	\$ 147,167
Receipts from interfund services provided	2,954,572	-	6,336,458	539,518
Cash payments to suppliers for goods and services	(1,811,913)	(132,281)	-	(115,312)
Claims paid	-	-	(8,192,282)	-
Cash payments for interfund services	(155,648)	(247,203)	-	(1,469)
Cash payments to employees for services	(742,211)	-	(53,389)	(1,057,367)
Net cash provided (used) by operating activities	500,573	(373,389)	(660,725)	(487,463)
Cash flows from non-capital financing activities				
Operating subsidies and transfers from (to) other funds	(78,301)	389,491	161,385	464,965
Net cash provided (used) by non-capital financing activities	(78,301)	389,491	161,385	464,965
Cash flows from capital and related financing activities				
Acquisition and construction of capital assets	(5,223)	-	-	-
Capital contributions	-	-	-	93,021
Principal paid	-	(4,219)	-	-
Interest paid	-	(2,923)	-	-
Net cash provided (used) by capital and related financing activities	(5,223)	(7,142)	-	93,021
Cash flows from investing activities				
Purchase of investment securities	(1,911,215)	(13,520)	(4,310,591)	(98,071)
Proceeds from sale of investments	965,571	2,760	3,399,916	20,699
Interest on investments	28,157	1,800	12,898	6,849
Net cash provided (used) by investing activities	(917,487)	(8,960)	(897,777)	(70,523)
Net (decrease) in cash and cash equivalents	(500,438)	-	(1,397,117)	-
Cash and cash equivalents - beginning of year	500,538	-	1,501,367	-
Cash and cash equivalents - end of year	\$ 100	\$ -	\$ 104,250	\$ -

Buildings and Grounds	Property and Liability Insurance	Total
\$ 2,196	\$ 124,724	\$ 1,784,443
677,498	700,498	11,208,544
(163,759)	(685,007)	(2,908,272)
-	-	(8,192,282)
(69,654)	-	(473,974)
<u>(804,333)</u>	<u>(156,467)</u>	<u>(2,813,767)</u>
<u>(358,052)</u>	<u>(16,252)</u>	<u>(1,395,308)</u>
454,024	9,549	1,401,113
<u>454,024</u>	<u>9,549</u>	<u>1,401,113</u>
(1,499)	-	(6,722)
-	-	93,021
-	-	(4,219)
-	-	(2,923)
<u>(1,499)</u>	<u>-</u>	<u>79,157</u>
(130,316)	(412,579)	(6,876,292)
27,598	416,059	4,832,603
8,245	3,223	61,172
<u>(94,473)</u>	<u>6,703</u>	<u>(1,982,517)</u>
-	-	(1,897,555)
-	-	2,001,905
<u>\$ -</u>	<u>\$ -</u>	<u>\$ 104,350</u>

(Continued)

CITY OF CASPER, WYOMING

COMBINING STATEMENT OF CASH FLOWS (CONTINUED)
INTERNAL SERVICE FUNDS
Year Ended June 30, 2011

	Garage	City Hall	Health Insurance	Management Information Services
Reconciliation of operating income (loss) to net cash provided (used) by operating activities				
Operating income (loss)	\$ 515,329	\$ (378,162)	\$ (2,043,712)	\$ (537,474)
Adjustments to reconcile operating income (loss) to net cash provided by operating activities				
Depreciation	34,494	7,174	-	39,939
Increase (decrease) in cash and cash equivalents resulting from changes in operating assets and liabilities				
Customer receivables	(4,908)	-	(15,460)	14,999
Inventories	(19,894)	1,674	-	-
Accounts payable	(10,932)	(4,075)	(543,410)	(12,270)
Accrued wages payable	(13,516)	-	1,723	7,343
Claims payable	-	-	1,940,134	-
Net cash provided (used) by operating activities	<u>\$ 500,573</u>	<u>\$ (373,389)</u>	<u>\$ (660,725)</u>	<u>\$ (487,463)</u>
Noncash investing, capital and related financing activities				
Change in fair value of investments	\$ (13,861)	\$ (904)	\$ 4,228	\$ (3,456)
Capital assets contributed by governmental funds	\$ 2,000	\$ -	\$ -	\$ 100,755

Buildings and Grounds	Property and Liability Insurance	Total
\$ (355,843)	\$ (255,920)	\$ (3,055,782)
10,203	-	91,810
-	122,531	117,162
-	-	(18,220)
(15,957)	101,711	(484,933)
3,545	15,426	14,521
-	-	1,940,134
<u>\$ (358,052)</u>	<u>\$ (16,252)</u>	<u>\$ (1,395,308)</u>
\$ (4,164)	\$ (1,203)	\$ (19,360)
\$ 23,484	\$ -	\$ 126,239

This page is intentionally left blank

DISCRETELY PRESENTED COMPONENT UNITS

This page is intentionally left blank

CITY OF CASPER, WYOMING

**GOVERNMENTAL FUND BALANCE SHEET/STATEMENT OF NET ASSETS
DOWNTOWN DEVELOPMENT AUTHORITY**

June 30, 2011

	<u>General Fund</u>	<u>Adjustments</u>	<u>Statement of Net Assets</u>
ASSETS			
Cash and cash equivalents	\$ 276,977	\$ -	\$ 276,977
Investments	152,989	-	152,989
Due from other governments	2,912	-	2,912
Improvements other than buildings	-	3,226	3,226
	<u> </u>	<u> </u>	<u> </u>
Total assets	<u>\$ 432,878</u>	<u>3,226</u>	<u>436,104</u>
LIABILITIES			
Accounts payable	<u>9,435</u>	<u>-</u>	<u>9,435</u>
	<u> </u>	<u> </u>	<u> </u>
Total liabilities	<u>9,435</u>	<u>-</u>	<u>9,435</u>
FUND BALANCE/NET ASSETS			
Fund balance			
Unassigned	<u>423,443</u>	<u>(423,443)</u>	<u>-</u>
Total fund balance	<u>423,443</u>	<u>(423,443)</u>	<u>-</u>
	<u> </u>	<u> </u>	<u> </u>
Total liabilities and fund balance	<u>\$ 432,878</u>		
Net assets			
Invested in capital assets, net of related debt		3,226	3,226
Unrestricted		<u>423,443</u>	<u>423,443</u>
Total net assets		<u>\$ 426,669</u>	<u>\$ 426,669</u>

CITY OF CASPER, WYOMING

STATEMENT OF GOVERNMENTAL FUND REVENUES, EXPENDITURES
AND CHANGES IN FUND BALANCE/STATEMENT OF ACTIVITIES
DOWNTOWN DEVELOPMENT AUTHORITY
Year Ended June 30, 2011

	General Fund	Adjustments	Statement of Activities
Revenues			
Taxes	\$ 143,076	\$ -	\$ 143,076
Investment earnings	7,225	-	7,225
Other revenues	2,600	-	2,600
Total revenues	<u>152,901</u>	<u>-</u>	<u>152,901</u>
Expenditures			
Welfare	112,343	1,886	114,229
Capital outlay	3,340	(3,150)	190
Total expenditures	<u>115,683</u>	<u>(1,264)</u>	<u>114,419</u>
Excess of revenues over expenditures	37,218	(37,218)	-
Change in net assets	-	(38,482)	38,482
Fund balance/net assets			
Beginning of the year	<u>386,225</u>	<u>-</u>	<u>388,187</u>
End of the year	<u>\$ 423,443</u>	<u>\$ (76,964)</u>	<u>\$ 426,669</u>

CITY OF CASPER, WYOMING

**GOVERNMENTAL FUND BALANCE SHEET/STATEMENT OF NET ASSETS
METROPOLITAN ANIMAL CONTROL JOINT POWERS BOARD**

June 30, 2011

	<u>General Fund</u>	<u>Adjustments</u>	<u>Statement of Net Assets</u>
ASSETS			
Cash and cash equivalents	\$ 600	\$ -	\$ 600
Investments	160,769	-	160,769
Interest receivable	135	-	135
Due from primary government	118,561	-	118,561
Customer receivables, net of allowance	12,898	-	12,898
Capital assets, net of accumulated depreciation	<u>-</u>	<u>466,375</u>	<u>466,375</u>
 Total assets	 <u>\$ 292,963</u>	 <u>466,375</u>	 <u>759,338</u>
LIABILITIES			
Accounts payable	\$ 7,065	-	7,065
Accrued wages payable	18,520	-	18,520
Noncurrent liabilities			
Due in more than one year	<u>-</u>	<u>30,483</u>	<u>30,483</u>
 Total liabilities	 <u>25,585</u>	 <u>30,483</u>	 <u>56,068</u>
FUND BALANCE/NET ASSETS			
Fund balance			
Unassigned	<u>267,378</u>	<u>(267,378)</u>	<u>-</u>
Total fund balance	<u>267,378</u>	<u>(267,378)</u>	<u>-</u>
 Total liabilities and fund balance	 <u>\$ 292,963</u>		
 Net assets			
Invested in capital assets, net of related debt		466,375	466,375
Unrestricted		<u>236,895</u>	<u>236,895</u>
Total net assets		<u>\$ 703,270</u>	<u>\$ 703,270</u>

CITY OF CASPER, WYOMING

**STATEMENT OF GOVERNMENTAL FUND REVENUES, EXPENDITURES
AND CHANGES IN FUND BALANCE/STATEMENT OF ACTIVITIES
METROPOLITAN ANIMAL CONTROL JOINT POWERS BOARD
Year Ended June 30, 2011**

	General Fund	Adjustments	Statement of Activities
Revenues			
Charges for services	\$ 813,626	\$ -	\$ 813,626
Licenses and permits	16,320	-	16,320
Investment earnings	1,723	-	1,723
Other revenues	3,500	-	3,500
Total revenues	<u>835,169</u>	<u>-</u>	<u>835,169</u>
Expenditures			
Welfare	789,031	31,731	820,762
Capital outlay	19,178	(13,961)	5,217
Total expenditures	<u>808,209</u>	<u>17,770</u>	<u>825,979</u>
 Excess of revenues over expenditures	 26,960	 (26,960)	 -
 Change in net assets	 -	 9,190	 9,190
Fund balance/net assets			
Beginning of year	<u>240,418</u>	<u>-</u>	<u>694,080</u>
 End of year	 <u>\$ 267,378</u>	 <u>\$ -</u>	 <u>\$ 703,270</u>

STATISTICAL SECTION

This page is intentionally left blank

STATISTICAL SECTION

This part of the City of Casper's comprehensive annual financial report presents detailed information as a context for understanding what the information in the financial statements, note disclosures, and required supplementary information says about the city's overall financial health.

CONTENTS

Financial Trends	135
These schedules contain trend information to help the reader understand how the City's financial performance and well-being have changed over time.	
Revenue Capacity	147
These schedules contain information to help the reader assess the factors affecting the City's ability to generate its property and sales taxes.	
Debt Capacity	156
These schedules present information to help the reader assess the affordability of the City's current levels of outstanding debt and the City's ability to issue additional debt in the future.	
Demographic and Economic Information	161
These schedules offer demographic and economic indicators to help the reader understand the environment within which the City's financial activities take place and to help make comparisons over time and with other governments.	
Operating Information	163
These schedules contain information about the City's operations and resources to help the reader understand how the City's financial information relates to the services the City provides and the activities it performs.	

Sources: Unless otherwise noted, the information in these schedules is derived from the comprehensive annual financial reports for the relevant year. The City implemented GASB Statement 34 in 2003; schedules presenting government-wide information include information beginning in that year.

CITY OF CASPER, WYOMING

NET ASSETS BY COMPONENT
Last Nine Fiscal Years (1)
(accrual basis of accounting, unaudited)

	Fiscal Year			
	2003	2004	2005	2006
Governmental activities				
Invested in capital assets, net of related debt	\$ 35,960,426	\$ 57,607,018	\$ 68,230,482	\$ 70,887,658
Restricted	-	-	-	-
Unrestricted	69,009,337	65,413,999	69,806,128	77,951,042
Total governmental activities net assets	<u>\$ 104,969,763</u>	<u>\$ 123,021,017</u>	<u>\$ 138,036,610</u>	<u>\$ 148,838,700</u>
Business-type activities				
Invested in capital assets, net of related debt	\$ 82,374,213	\$ 81,165,075	\$ 87,161,809	\$ 94,642,323
Restricted	-	-	-	-
Unrestricted	33,957,595	34,101,226	34,489,258	32,500,366
Total business-type activities net assets	<u>\$ 116,331,808</u>	<u>\$ 115,266,301</u>	<u>\$ 121,651,067</u>	<u>\$ 127,142,689</u>
Primary government				
Invested in capital assets, net of related debt	\$ 118,334,639	\$ 138,772,093	\$ 155,392,291	\$ 165,529,981
Restricted	-	-	-	-
Unrestricted	102,966,932	99,515,225	104,295,386	110,451,408
Total primary government	<u>\$ 221,301,571</u>	<u>\$ 238,287,318</u>	<u>\$ 259,687,677</u>	<u>\$ 275,981,389</u>

(1) Note: The City began to report accrual information when it implemented GASB Statement 34 in fiscal year 2003. Consequently, information is not available for years prior to that time. Ultimately the schedule will contain information for the last ten years.

Fiscal Year				
2007	2008	2009	2010	2011
\$ 77,727,936	\$ 83,325,475	\$ 97,377,956	\$ 115,161,168	\$ 123,823,245
-	-	-	-	3,178,818
85,376,076	99,778,064	106,788,861	101,086,540	96,794,567
<u>\$ 163,104,012</u>	<u>\$ 183,103,539</u>	<u>\$ 204,166,817</u>	<u>\$ 216,247,708</u>	<u>\$ 223,796,630</u>
\$ 103,074,341	\$ 109,827,475	\$ 122,258,159	\$ 134,062,444	\$ 138,005,226
-	-	-	-	-
29,156,358	24,635,566	22,625,814	27,845,499	32,136,931
<u>\$ 132,230,699</u>	<u>\$ 134,463,041</u>	<u>\$ 144,883,973</u>	<u>\$ 161,907,943</u>	<u>\$ 170,142,157</u>
\$ 180,802,277	\$ 193,152,950	\$ 219,636,115	\$ 249,223,612	\$ 261,828,471
-	-	-	-	3,178,818
114,532,434	124,413,630	129,414,675	128,932,039	128,931,498
<u>\$ 295,334,711</u>	<u>\$ 317,566,580</u>	<u>\$ 349,050,790</u>	<u>\$ 378,155,651</u>	<u>\$ 393,938,787</u>

CITY OF CASPER, WYOMING

CHANGES IN NET ASSETS

Last Nine Fiscal Years (1)

(accrual basis of accounting, unaudited)

	Fiscal Year			
	2003	2004	2005	2006
Expenses				
Governmental activities				
General government	\$ 6,250,436	\$ 8,229,582	\$ 7,128,060	\$ 11,692,141
Public safety	13,413,835	14,111,336	16,337,879	20,952,162
Public works	1,150,074	10,242,610	5,349,207	6,274,730
Health	1,289,807	1,637,102	1,461,738	1,779,519
Welfare	1,109,537	1,598,761	2,400,739	2,630,626
Culture and recreation	3,623,068	3,705,908	3,950,603	3,349,109
Interest on long-term debt	2,942	3,545	2,843	2,007
Total governmental activities expenses	26,839,699	39,528,844	36,631,069	46,680,294
Business-type activities				
Wastewater	2,065,478	2,109,155	2,244,056	2,453,361
Water	9,358,225	9,944,128	9,799,014	11,369,594
Sewer (3)	4,794,551	4,427,207	4,247,867	4,071,061
Balefill (2)	-	-	2,937,616	2,583,411
Other enterprise funds	8,749,719	9,326,734	8,497,220	11,851,974
Total business-type activities expenses	24,967,973	25,807,224	27,725,773	32,329,401
Total primary government expenses	\$ 51,807,672	\$ 65,336,068	\$ 64,356,842	\$ 79,009,695
Program Revenues				
Governmental activities				
Charges for services				
General government	\$ 2,289,456	\$ 415,837	\$ 839,783	\$ 1,024,259
Public safety	1,082,825	2,025,228	1,782,358	1,481,274
Health, welfare, culture, and recreation	434,025	435,117	2,281,550	1,948,807
Operating grants and contributions	1,774,858	1,782,422	1,749,331	2,359,610
Capital grants and contributions	-	-	4,454,434	3,591,241
Total governmental activities program revenues	5,581,164	4,658,604	11,107,456	10,405,191
Business-type activities				
Charges for services				
Wastewater	2,439,850	2,460,313	2,571,188	2,738,750
Water	7,681,738	7,545,722	9,115,302	9,860,132
Sewer (3)	2,988,812	3,190,716	3,319,504	2,976,319
Balefill (2)	-	-	3,055,453	3,506,010
Other enterprise funds	7,572,969	8,226,857	6,644,152	6,877,354
Operating grants and contributions	-	-	-	-
Capital grants and contributions	42,286	504,430	4,447,059	5,686,036
Total business-type activities program revenues	20,725,655	21,928,038	29,152,658	31,644,601
Total primary government program revenues	\$ 26,306,819	\$ 26,586,642	\$ 40,260,114	\$ 42,049,792

		Fiscal Year							
		2007	2008	2009	2010	2011			
\$	12,333,960	\$	12,287,002	\$	7,956,685	\$	16,449,278	\$	18,164,357
	18,602,982		20,025,486		20,140,464		18,102,363		16,928,604
	6,580,626		3,033,348		1,529,812		1,769,548		4,933,967
	1,491,023		1,401,951		1,574,581		3,388,120		2,646,253
	2,926,386		2,912,126		2,442,680		759,239		795,308
	4,639,413		8,727,490		13,283,536		11,411,427		7,798,783
	1,008		82		3,163		3,670		2,923
	<u>46,575,398</u>		<u>48,387,485</u>		<u>46,930,921</u>		<u>51,883,645</u>		<u>51,270,195</u>
	3,129,300		3,205,745		3,628,748		4,306,743		4,388,258
	10,029,147		9,528,377		10,475,635		10,390,228		10,771,887
	-		-		-		-		-
	3,277,221		9,212,262		4,306,073		4,055,920		4,650,308
	17,203,121		18,130,452		18,570,198		18,782,886		18,949,550
	<u>33,638,789</u>		<u>40,076,836</u>		<u>36,980,654</u>		<u>37,535,777</u>		<u>38,760,003</u>
\$	<u>80,214,187</u>	\$	<u>88,464,321</u>	\$	<u>83,911,575</u>	\$	<u>89,419,422</u>	\$	<u>90,030,198</u>
\$	2,207,643	\$	2,709,890	\$	2,496,242	\$	2,562,848	\$	3,229,908
	2,978,555		3,270,861		3,115,236		3,615,834		3,079,115
	505,676		587,224		515,195		545,425		594,021
	2,215,836		2,217,102		2,222,150		2,458,398		2,993,711
	1,116,053		966,246		479,465		6,092,805		3,444,640
	<u>9,023,763</u>		<u>9,751,323</u>		<u>8,828,288</u>		<u>15,275,310</u>		<u>13,341,395</u>
	2,806,050		2,933,630		3,154,523		3,160,925		3,065,196
	10,258,019		10,083,672		10,801,118		10,228,705		11,358,516
	-		-		-		-		-
	3,995,878		4,308,363		4,488,284		4,647,463		5,563,850
	13,349,143		15,115,114		16,371,775		16,390,100		16,487,489
	22,417		135,513		5,059,943		8,102		943
	1,441,289		2,003,430		2,448,545		15,481,014		2,529,710
	<u>31,872,796</u>		<u>34,579,722</u>		<u>42,324,188</u>		<u>49,916,309</u>		<u>39,005,704</u>
\$	<u>40,896,559</u>	\$	<u>44,331,045</u>	\$	<u>51,152,476</u>	\$	<u>65,191,619</u>	\$	<u>52,347,099</u>

(Continued)

CITY OF CASPER, WYOMING

CHANGES IN NET ASSETS (CONTINUED)

Last Nine Fiscal Years (1)

(accrual basis of accounting, unaudited)

	Fiscal Year			
	2003	2004	2005	2006
Net (Expense)/Revenue				
Governmental activities	\$ (21,258,535)	\$ (34,870,240)	\$ (25,523,613)	\$ (36,275,103)
Business-type activities	(4,242,318)	(3,879,186)	1,426,885	(684,800)
Total primary government net expense	\$ (25,500,853)	\$ (38,749,426)	\$ (24,096,728)	\$ (36,959,903)
General Revenues and Other Changes in Net Assets				
Governmental activities				
Taxes				
Property taxes	\$ 1,840,210	\$ 1,783,398	\$ 2,191,724	\$ 2,432,166
Sales taxes	11,028,708	13,068,726	14,690,406	16,810,133
Optional 1% sales taxes	9,508,998	11,605,937	12,202,681	13,998,484
Gas taxes	973,215	1,038,306	993,370	975,077
Franchise and 911 emergency taxes	2,134,300	2,186,914	2,777,011	3,256,381
Mineral taxes	4,280,065	4,213,249	7,049,878	8,514,627
Cigarette taxes	407,210	426,132	395,278	434,752
Motor vehicle taxes	717,105	803,028	866,697	944,264
Miscellaneous	898,213	2,206,230	956,723	1,473,644
Unrestricted investment earnings	3,949,544	410,784	2,301,329	1,351,102
Transfers	(4,803,338)	(2,575,689)	(4,206,957)	(3,113,438)
Total governmental activities	30,934,230	35,167,015	40,218,140	47,077,192
Business-type activities				
Miscellaneous	128,184	532,955	-	2,373,504
Unrestricted investment earnings	1,246,594	185,984	750,924	689,430
Transfers	3,872,712	2,150,235	4,206,957	3,113,438
Total business-type activities	5,247,490	2,869,174	4,957,881	6,176,372
Total primary government	\$ 36,181,720	\$ 38,036,189	\$ 45,176,021	\$ 53,253,564
Change in Net Assets				
Governmental activities	\$ 9,675,695	\$ 18,051,254	\$ 14,694,527	\$ 10,802,089
Business-type activities	1,005,172	(1,065,504)	6,384,766	5,491,572
Total primary government	\$ 10,680,867	\$ 16,985,750	\$ 21,079,293	\$ 16,293,661

Notes:

(1) The City began to report accrual information when it implemented GASB Statement 34 in fiscal year 2003. Consequently, information is not available for years prior to that time. Ultimately, the schedule will contain information for the last ten years.

(2) The Balefill was not a major Business-type activity in some years, rather it was included in Other Business-type activities.

(3) The Sewer was not a major Business-type activity in some years, rather it was included in Other Business-type activities.

Fiscal Year				
2007	2008	2009	2010	2011
\$ (37,551,635)	\$ (38,636,162)	\$ (44,164,776)	\$ (43,066,562)	\$ (37,928,800)
(1,765,993)	(5,497,114)	5,343,534	12,380,532	245,701
<u>\$ (39,317,628)</u>	<u>\$ (44,133,276)</u>	<u>\$ (38,821,242)</u>	<u>\$ (30,686,030)</u>	<u>\$ (37,683,099)</u>
\$ 3,122,218	\$ 3,485,464	\$ 3,907,878	\$ 4,048,931	\$ 4,637,052
18,899,752	21,114,963	20,815,334	16,536,507	17,762,522
15,772,591	17,615,823	16,652,478	13,011,233	14,744,212
1,064,950	1,013,110	987,371	884,020	955,466
3,498,104	3,616,321	3,763,815	3,866,441	3,966,770
7,975,491	9,639,741	9,514,480	10,357,899	7,586,056
433,382	436,789	440,842	392,091	380,139
1,059,092	1,163,051	1,206,504	1,103,658	1,082,433
1,042,695	438,343	1,145,477	619,715	658,452
4,209,411	5,825,605	4,496,151	1,996,610	902,178
(5,260,739)	(5,713,521)	(3,764,419)	(4,127,879)	(7,197,558)
<u>51,816,947</u>	<u>58,635,689</u>	<u>59,165,911</u>	<u>48,689,226</u>	<u>45,477,722</u>
46,733	183,886	155,802	125,697	353,809
1,546,531	1,832,049	1,157,177	389,862	437,146
5,260,739	5,713,521	3,764,419	4,127,879	7,197,558
<u>6,854,003</u>	<u>7,729,456</u>	<u>5,077,398</u>	<u>4,643,438</u>	<u>7,988,513</u>
<u>\$ 58,670,950</u>	<u>\$ 66,365,145</u>	<u>\$ 64,243,309</u>	<u>\$ 53,332,664</u>	<u>\$ 53,466,235</u>
\$ 14,265,312	\$ 19,999,527	\$ 21,063,278	\$ 12,080,891	\$ 7,548,922
5,088,010	2,232,342	10,420,932	17,023,970	8,234,214
<u>\$ 19,353,322</u>	<u>\$ 22,231,869</u>	<u>\$ 31,484,210</u>	<u>\$ 29,104,861</u>	<u>\$ 15,783,136</u>

CITY OF CASPER, WYOMING

GOVERNMENTAL ACTIVITIES TAX REVENUE BY SOURCE
Last Nine Fiscal Years (1)
(accrual basis of accounting, unaudited)

Fiscal Year	Property Tax	Sales Tax	Optional 1% Sales Tax	Gas Tax
2003	\$ 1,840,210	\$ 11,028,708	\$ 9,508,998	\$ 973,215
2004	1,783,398	13,068,726	11,605,937	1,038,306
2005	2,191,724	14,690,406	12,202,681	993,370
2006	2,432,166	16,810,133	13,998,484	975,077
2007	3,122,218	18,899,752	15,772,591	1,064,950
2008	3,485,464	21,114,963	17,615,823	1,013,110
2009	3,907,878	20,815,334	16,652,478	987,371
2010	4,048,931	16,536,507	13,011,233	884,020
2011	4,637,052	17,762,522	14,744,212	955,466

(1) Note: The City began to report accrual information when it implemented GASB Statement 34 in fiscal year 2003. Consequently, information is not available for years prior to that time. Ultimately the schedule will contain information for the last ten years.

<u>E911 and Franchise Tax</u>	<u>Mineral Tax</u>	<u>Cigarette Tax</u>	<u>Motor Vehicle Tax</u>	<u>Total</u>
\$ 2,134,300	\$ 4,280,065	\$ 407,210	\$ 717,105	\$ 30,889,811
2,186,914	4,213,249	426,132	803,028	35,125,690
2,777,011	7,049,878	395,278	866,697	41,167,045
3,256,381	8,514,627	434,752	944,264	47,365,884
3,498,104	7,975,491	433,382	1,059,092	51,825,580
3,616,321	9,639,741	436,789	1,163,051	58,085,262
3,763,815	9,514,480	440,842	1,206,504	57,288,702
3,866,441	10,357,899	392,091	1,103,658	50,200,780
3,966,770	7,586,056	380,139	1,082,433	51,114,650

CITY OF CASPER, WYOMING

FUND BALANCES OF GOVERNMENTAL FUNDS
 Last Ten Fiscal Years
 (modified accrual basis of accounting, unaudited)

	Fiscal Year				
	2002	2003	2004	2005	2006
General fund					
Reserved	\$ 459,455	\$ 229,455	\$ 114,455	\$ 73,309	\$ 152,348
Unreserved	15,349,124	13,689,473	16,078,757	19,091,066	22,363,569
Nonspendable					
Restricted					
Committed					
Unassigned					
Total general fund	<u>\$ 15,808,579</u>	<u>\$ 13,918,928</u>	<u>\$ 16,193,212</u>	<u>\$ 19,164,375</u>	<u>\$ 22,515,917</u>
All other governmental funds					
Reserved	\$ 1,077,000	\$ 77,000	\$ 77,000	\$ 77,000	\$ 77,000
Unreserved, reported in:					
Special revenue funds	25,534,243	24,514,346	24,692,552	25,142,481	24,470,059
Capital projects funds	19,614,706	21,942,454	21,095,606	20,110,893	24,955,121
Debt service fund	1,292,733	1,758,129	1,704,072	1,821,380	1,902,827
Nonspendable					
Restricted					
Assigned					
Unassigned					
Total all other governmental funds	<u>\$ 47,518,682</u>	<u>\$ 48,291,929</u>	<u>\$ 47,569,230</u>	<u>\$ 47,151,754</u>	<u>\$ 51,405,007</u>
Total fund balances of governmental funds	<u>\$ 63,327,261</u>	<u>\$ 62,210,857</u>	<u>\$ 63,762,442</u>	<u>\$ 66,316,129</u>	<u>\$ 73,920,924</u>

Fiscal Year				
2007	2008	2009	2010	2011
\$ 148,701	\$ 149,937	\$ 153,242	\$ 151,459	\$ -
26,651,547	26,036,736	22,925,741	20,493,068	-
				\$ 144,598
				165,000
				49,362,529
				3,670,943
<u>\$ 26,800,248</u>	<u>\$ 26,186,673</u>	<u>\$ 23,078,983</u>	<u>\$ 20,644,527</u>	<u>\$ 55,463,131</u>
\$ 77,000	\$ 77,000	\$ 1,073,877	\$ 921,152	\$ -
27,449,213	31,266,782	33,515,727	34,738,638	-
25,948,038	38,068,707	45,444,067	41,653,343	-
1,906,782	1,700,743	2,240,007	2,276,363	-
				\$ 867,726
				2,146,092
				42,504,431
				(638,437)
<u>\$ 55,381,033</u>	<u>\$ 71,113,232</u>	<u>\$ 82,273,678</u>	<u>\$ 79,589,496</u>	<u>\$ 44,879,812</u>
<u>\$ 82,181,281</u>	<u>\$ 97,299,905</u>	<u>\$ 105,352,661</u>	<u>\$ 100,234,023</u>	<u>\$ 100,342,943</u>

CITY OF CASPER, WYOMING

CHANGES IN FUND BALANCES OF GOVERNMENTAL FUNDS

Last Ten Fiscal Years

(modified accrual basis of accounting, unaudited)

	Fiscal Year				
	2002	2003	2004	2005	2006
Revenues					
Taxes and special assessments	\$ 35,664,269	\$ 30,853,736	\$ 34,654,027	\$ 40,791,214	\$ 46,918,791
Licenses and permits	598,203	595,578	708,166	739,392	1,015,650
Intergovernmental	2,399,501	2,417,487	2,208,554	5,565,818	6,409,604
Charges for services	2,526,061	2,434,440	2,639,655	2,512,489	1,957,416
Fines	1,002,811	841,181	1,090,014	1,782,358	1,481,274
Miscellaneous and investment earnings	3,344,744	4,382,264	2,599,382	3,115,186	2,765,176
Total revenues	45,535,589	41,524,686	43,899,798	54,506,457	60,547,911
Expenditures					
Current					
General government	5,668,204	5,036,250	7,035,127	6,233,736	7,121,850
Public safety	13,050,162	12,728,503	13,129,030	15,451,195	17,234,115
Public works	3,374,663	3,529,348	3,817,950	3,980,009	4,196,251
Health	887,245	1,289,807	1,639,551	1,504,225	1,333,386
Welfare	3,206,884	1,154,641	1,555,258	2,413,489	2,130,499
Culture and recreation	2,796,083	3,116,101	3,278,130	3,393,126	2,548,431
Capital outlay	10,435,771	8,860,784	10,493,588	14,679,911	13,586,122
Total expenditures	39,419,012	35,715,434	40,948,634	47,655,691	48,150,654
Excess of revenues over expenditures	6,116,577	5,809,252	2,951,164	6,850,766	12,397,257
Other financing sources (uses)					
Gain on sale of assets	-	-	-	98,548	-
Contributed capital	-	-	-	1,033,225	-
Transfers in	9,113,918	5,645,157	11,740,602	22,154,098	12,604,116
Transfers out	(14,318,678)	(12,054,341)	(15,139,374)	(27,904,015)	(17,414,537)
Total other financing sources (uses)	(5,204,760)	(6,409,184)	(3,398,772)	(4,618,144)	(4,810,421)
Net change in fund balances	\$ 911,817	\$ (599,932)	\$ (447,608)	\$ 2,232,622	\$ 7,586,836

Fiscal Year				
2007	2008	2009	2010	2011
\$ 51,635,532	\$ 58,098,289	\$ 57,308,797	\$ 50,223,101	\$ 51,001,229
1,238,071	1,244,943	1,097,289	1,188,638	1,032,469
2,621,735	2,335,410	2,220,334	7,975,971	5,967,330
1,382,760	1,624,351	1,502,174	1,905,036	3,028,253
2,384,968	2,896,414	2,853,040	2,960,616	1,513,216
5,378,083	6,217,946	5,489,931	2,938,478	1,450,603
64,641,149	72,417,353	70,471,565	67,191,840	63,993,100
8,540,733	8,951,876	8,625,621	6,462,489	7,304,549
17,800,286	19,106,773	21,771,061	22,080,159	21,219,393
4,724,270	4,925,787	5,298,831	6,414,463	5,980,177
1,462,674	1,378,745	1,802,189	1,989,064	1,427,559
2,781,406	2,982,329	2,531,651	2,392,496	2,287,706
2,980,618	3,089,948	3,316,334	3,109,488	2,926,788
11,443,314	9,250,653	13,905,660	23,459,453	14,213,237
49,733,301	49,686,111	57,251,347	65,907,612	55,359,409
14,907,848	22,731,242	13,220,218	1,284,228	8,633,691
-	-	-	-	-
-	-	-	-	-
12,997,935	17,641,148	22,251,171	12,788,975	12,534,426
(19,645,426)	(25,253,768)	(27,418,633)	(19,191,842)	(21,059,197)
(6,647,491)	(7,612,620)	(5,167,462)	(6,402,867)	(8,524,771)
\$ 8,260,357	\$ 15,118,622	\$ 8,052,756	\$ (5,118,639)	\$ 108,920

CITY OF CASPER, WYOMING

ASSESSED VALUE AND ESTIMATED ACTUAL VALUE OF TAXABLE PROPERTY

Last Ten Fiscal Years

(Unaudited)

<u>Fiscal Year</u>	<u>Residential Property (1) (2)</u>	<u>Residential Mobile Homes (1) (2)</u>	<u>Commercial Property (1) (2)</u>	<u>Industrial Property(1) (2)</u>	<u>Agricultural Property(1) (2)</u>	<u>Tax Exempt Property (1) (2) (3)</u>
2002	\$ -	\$ -	\$ -	\$ -	\$ -	\$ -
2003	-	-	-	-	-	-
2004	-	-	-	-	-	-
2005	-	-	-	-	-	-
2006	312,536,472	4,204,835	115,362,121	33,375,007	5,995,254	30,228,782
2007	375,732,384	9,966,156	142,967,781	54,316,636	6,044,315	34,693,893
2008	426,444,350	9,939,116	157,059,846	62,545,719	5,878,616	158,482,769
2009	434,767,964	10,115,483	178,938,207	75,737,918	6,095,732	217,000,000
2010	410,026,520	4,881,985	133,233,347	14,964,611	6,510,661	217,000,000
2011	420,102,529	4,806,491	137,547,984	71,169,180	7,002,355	217,000,000

Source: Natrona County Assessor

Note: (1) Data is for Natrona County, information for the City of Casper is not available. The City of Casper makes up approximately 75% of Natrona County's population. Prior Years information is not available. The schedule will be completed as the information becomes available.

(2) Assessed Values are established by the County Assessor working under the supervision of the Wyoming State Board of Equalization. Assessments are finalized in July of each year for the following fiscal year and the mill levies are set on August 1. The estimated actual values are based on the Consumer Price Index average of the preceding year. Beginning in 1990, the assessed value is determined as a percentage of the estimated fair market value of the property or the estimated production value of the property.

(3) For previous years there were no values associated with a large portion of the exempt properties. For 2008 the Natrona County Assessor's Office began valuing these properties as if they were not exempt thus increasing the total assessed valuation of this category.

Total Taxable Assessed Value (1) (2)	Total Direct Tax Rate	Total Assessed Value for the City of Casper	Estimated Actual Taxable Value for the City of Casper	Taxable Assessed Value as a Percentage of Actual Taxable Value
\$ -	0.008%	\$ 200,498,624	\$ 2,110,511,832	9.50%
-	0.008%	216,077,517	2,274,500,179	9.50%
-	0.008%	231,026,236	2,431,855,116	9.50%
-	0.008%	260,056,730	2,737,439,263	9.50%
501,702,471	0.008%	317,876,697	3,346,070,495	9.50%
623,721,165	0.008%	374,514,984	3,942,262,989	9.50%
820,350,416	0.008%	425,829,629	4,482,417,779	9.50%
922,655,304	0.008%	441,668,889	4,649,146,200	9.50%
786,617,124	0.008%	417,651,129	4,396,327,674	9.50%
857,628,539	0.008%	425,142,367	4,475,182,811	9.50%

CITY OF CASPER, WYOMING

PROPERTY TAX RATES AND LEVIES - DIRECT AND OVERLAPPING GOVERNMENTS

Last Ten Fiscal Years
(Unaudited)

Fiscal Year	City	County	Other	Total
MILLS				
(per \$1,000 of Assessed Valuation)				
2002	8.00	12.00	56.25	76.25
2003	8.00	12.00	55.25	75.25
2004	8.00	12.00	55.25	75.25
2005	8.00	12.00	55.25	75.25
2006	8.00	12.00	51.35	71.35
2007	8.00	12.00	51.00	71.00
2008	8.00	12.00	51.00	71.00
2009	8.00	12.00	52.89	72.89
2010	8.00	12.00	52.89	72.89
2011	8.00	12.00	52.89	72.89
TAX LEVIES				
2002	\$ 1,603,989	\$ 6,791,250	\$ 31,833,981	\$ 40,229,220
2003	1,547,475	6,503,195	31,615,612	39,666,282
2004	1,682,465	5,718,984	25,793,645	33,195,094
2005	1,811,930	6,914,590	31,261,641	39,988,161
2006	2,019,380	8,876,960	40,248,085	51,144,425
2007	2,536,260	11,315,825	50,471,915	64,324,000
2008	3,370,220	12,401,271	56,208,942	71,980,433
2009	3,489,831	15,373,969	70,922,925	89,786,725
2010	3,296,404	12,312,660	56,790,340	72,399,404
2011	3,357,912	14,014,258	64,689,035	82,061,205

Note: Natrona County receives a fee of .005% for tax collection effort. All taxes are assessed and collected through the Natrona County Assessor's and Natrona County Treasurer's offices. The City receives its shares of the taxes on a monthly basis from the County Treasurer.

State Statute sets general mill levies which can only be raised for general obligation bonds by the vote of the people.

CITY OF CASPER, WYOMING

PRINCIPAL PROPERTY TAX PAYERS

Current Year and Nine Years Ago
(Unaudited)

Taxpayer	2011			2002		
	Taxable Assessed Value	Rank	Percentage of Total County Taxable Assessed Value	Taxable Assessed Value	Rank	Percentage of Total County Taxable Assessed Value
Howell Petroleum Corporati	\$ 290,161,892	1	6.48%	n/a	n/a	n/a
Howell Petroleum Inc.	197,647,730	2	4.42%	\$ 54,000,000	3	9.54%
Bill Barret Corp.	41,273,514	3	0.92%	n/a	n/a	n/a
Chevron USA Inc.	27,274,809	4	0.61%	59,000,000	2	10.42%
Exxon Mobil Corp	17,615,307	5	0.39%	5,200,000	9	0.91%
Citation Oil & Gas Corp.	15,159,776	6	0.34%	n/a	n/a	n/a
Encana Oil & Gas (USA) In	13,899,777	7	0.31%	n/a	n/a	n/a
Rocky Mountain Power	8,619,681	8	0.19%	n/a	n/a	n/a
Black Bear Oil Corporation	7,093,049	9	0.16%	n/a	n/a	n/a
BNSF Railroad	5,236,345	10	0.12%	6,300,000	7	1.11%
Williams Production RMT	n/a	n/a	n/a	76,000,000	1	13.42%
Intoil, Inc.	n/a	n/a	n/a	12,000,000	4	2.12%
Q West	n/a	n/a	n/a	7,000,000	5	1.23%
Merit Corporation	n/a	n/a	n/a	6,900,000	6	1.21%
Kinder Morgan	n/a	n/a	n/a	6,300,000	8	1.11%
Flying J Oil & Gas	n/a	n/a	n/a	4,400,000	10	0.77%
Total	\$ 623,981,880		13.94%	\$ 237,100,000		41.84%

Source: Natrona County Assessor

This page is intentionally left blank

CITY OF CASPER, WYOMING

PROPERTY TAX LEVIES AND COLLECTIONS
Last Seven Fiscal Years (1)
(Unaudited)

Fiscal Year	Taxes Levied	Collected within the Fiscal Year of the Levy		Collected in Subsequent Years	Total Collections to Date	
		Amount	Percentage of Levy		Amount	Percentage of Levy
2005	\$ 1,852,678	\$ 1,811,930	97.80%	\$ 22,369	\$ 1,834,299	99.00%
2006	2,072,121	2,019,380	97.45%	31,883	2,051,263	99.99%
2007	2,536,260	2,483,479	97.92%	36,396	2,519,875	99.35%
2008	3,114,226	3,002,489	96.41%	170,705	3,173,194	101.89%
2009	3,370,220	3,412,091	101.24%	65,514	3,477,655	103.19%
2010	3,296,404	3,228,532	97.90%	N/A	3,228,532	97.90%
2011	3,357,912	N/A	N/A	N/A	N/A	N/A

Sources: Natrona County

Note: (1) Prior years information is not available. The schedule will be completed as the information becomes available.

N/A: 2011 amounts collected within the fiscal year of the levy, subsequent collections, and total collections to date was not available. The schedule will be completed as the information becomes available.

CITY OF CASPER

TAXABLE SALES BY MAJOR INDUSTRY
Last Ten Calendar Years
(Unaudited)

	Calendar Year			
	2002	2003	2004	2005
Agriculture, forestry, fishing and hunting	\$ 3,393,104	\$ 4,187,434	\$ 1,599,176	\$ 443,740
Mining	61,726,324	57,360,481	131,651,605	143,249,940
Utilities	-	-	-	79,201,160
Construction	54,029,100	40,049,756	47,213,208	53,529,240
Manufacturing	56,029,986	54,725,714	39,763,120	59,839,640
Wholesale trade	119,854,896	113,458,313	129,631,015	125,923,040
Retail trade	592,940,165	618,858,291	732,825,144	703,158,580
Transportation and warehousing	112,105,827	114,325,478	92,925,135	4,339,460
Information	-	-	-	27,282,140
Finance and insurance	865,599	808,174	2,460,966	2,170,840
Real estate and rental and leasing	-	-	-	66,288,900
Professional scientific and technical service	-	-	-	7,864,280
Management of companies and enterprises	-	-	-	-
Administrative support and waste	-	-	-	2,732,340
Educational services	-	-	-	602,220
Healthcare and social assistance	-	-	-	681,480
Arts, entertainment and recreation	-	-	-	2,912,200
Accommodation and food services	-	-	-	134,225,460
Other services except public administration	176,318,434	165,256,307	183,161,555	71,608,740
Public administration	171,980,670	151,907,912	176,521,097	182,315,680
	<u>\$ 1,349,244,105</u>	<u>\$ 1,320,937,860</u>	<u>\$ 1,537,752,021</u>	<u>\$ 1,668,369,080</u>
City Direct Sales Tax Rate	2.12%	2.17%	2.17%	2.21%

Source: Wyoming Department of Revenue

Notes: (1) Data is for Natrona County, information for the City of Casper is not available. The City of Casper makes up approximately 75% of Natrona County's population. Prior years tax rates are not available. The schedule will be completed as the information becomes available.

Calendar Year					
2006	2007	2008	2009	2010	2011
\$ 423,060	\$ 103,360	\$ 157,080	\$ 120,460	\$ 117,920	\$ 129,020
173,793,120	201,321,840	221,587,740	296,257,982	172,141,980	274,492,980
87,465,920	84,567,020	65,815,880	64,108,021	72,707,820	77,459,500
69,741,860	78,721,500	84,409,820	78,035,041	48,970,520	53,105,460
67,519,660	79,913,560	82,997,860	115,331,321	45,143,400	45,622,700
166,545,300	262,780,580	320,224,900	217,103,903	142,221,800	174,015,740
772,250,420	733,503,220	826,350,280	845,292,367	753,130,200	769,593,920
5,225,540	8,112,580	7,985,120	4,292,460	2,753,040	3,078,880
34,505,620	30,184,360	28,877,060	29,057,140	37,669,440	45,297,240
1,998,220	2,628,160	1,896,120	2,145,640	1,973,140	2,158,500
77,358,580	86,683,900	96,886,600	122,210,841	82,255,780	109,002,960
8,686,740	9,203,420	8,982,580	9,471,040	7,651,520	8,106,240
-	5,180	11,300	-	3,020	2,040
2,818,760	2,522,640	4,126,820	4,309,140	1,829,060	3,271,460
706,120	583,980	830,820	737,800	695,660	708,020
805,860	(313,220)	1,707,220	650,100	496,860	486,480
2,899,480	3,123,680	2,992,620	3,130,000	3,131,120	3,624,920
149,439,540	161,885,800	178,722,480	193,253,502	173,176,220	184,426,920
89,486,280	95,599,180	92,097,020	83,827,661	71,805,380	84,284,360
203,063,100	199,859,720	249,339,320	201,735,262	165,937,940	182,436,280
<u>\$ 1,914,733,180</u>	<u>\$ 2,040,990,460</u>	<u>\$ 2,275,998,640</u>	<u>\$ 2,271,069,681</u>	<u>\$ 1,783,811,820</u>	<u>\$ 2,021,303,620</u>
2.21%	2.21%	2.21%	2.21%	2.21%	2.21%

CITY OF CASPER, WYOMING

DIRECT AND OVERLAPPING SALES TAX RATES

Last Ten Fiscal Years
(Unaudited)

<u>Fiscal Year</u>	<u>City Direct Rate</u>	<u>Natrona County</u>
2002	2.12%	2.10%
2003	2.17%	2.20%
2004	2.17%	2.20%
2005	2.21%	2.32%
2006	2.21%	2.32%
2007	2.21%	2.32%
2008	2.21%	2.32%
2009	2.21%	2.32%
2010	2.21%	2.32%
2011	2.21%	2.32%

Source: Wyoming Department of Revenue, Administrative Services Division

CITY OF CASPER, WYOMING

PRINCIPAL SALES TAX REMITTERS

Current Year and Nine Years Ago

(Unaudited)

Per Wyoming State Statute §39-15-102 Administration: Confidentiality, the State of Wyoming has deemed this information confidential and as such is not available.

CITY OF CASPER, WYOMING

RATIOS OF OUTSTANDING DEBT BY TYPE
 Last Ten Fiscal Years
 (Unaudited)

Fiscal Year	Governmental Activities		Business-type Activities			
	General Bonded Debt	Capital Leases	Revenue Refunding Bonds	Wyoming State Land and Investment Loans		
				Water Fund	Wastewater Fund	Balefill Fund
2002	\$ -	\$ 11,121	\$ -	\$ -	\$ -	\$ -
2003	-	57,899	-	2,004,191	127,738	-
2004	-	45,507	-	2,780,338	325,767	-
2005	-	32,412	-	4,359,398	476,017	-
2006	-	18,481	-	6,702,696	1,401,017	-
2007	-	3,551	-	7,740,222	5,995,874	-
2008	-	-	-	8,464,976	10,500,000	2,189,530
2009	-	20,210	-	8,133,148	10,088,955	2,106,138
2010	-	16,738	-	8,304,964	9,652,432	2,014,580
2011	-	12,519	-	9,567,215	9,217,553	1,922,481

Notes: (1) Population data can be found in the Schedule of Demographic Statistics on page 162.

Business-type Activities						
Wyoming Water Development Commission Loans			Capital Lease	Total Primary Government	Percentage of Personal Income	Per Capita (1)
Water Fund	Golf Course Fund	Events Center				
\$ 282,941	\$ 524,939	\$ -	\$ 819,001	0.04%	\$ 16	
269,976	519,931	-	2,979,735	0.12%	59	
256,494	514,723	-	3,922,829	0.16%	77	
242,472	509,306	-	5,619,605	0.21%	109	
227,888	503,673	-	8,853,755	0.28%	170	
212,722	497,814	-	14,450,183	0.38%	249	
196,949	491,721	12,999	21,856,175	0.61%	412	
180,545	485,384	10,364	21,024,744	0.55%	389	
212,872	478,794	7,357	20,687,737	0.54%	377	
670,292	471,940	3,922	21,865,922	0.55%	395	

This page is intentionally left blank

CITY OF CASPER, WYOMING

DIRECT AND OVERLAPPING GOVERNMENTAL ACTIVITIES DEBT

June 30, 2011

(Unaudited)

<u>Governmental Unit</u>	<u>Debt Outstanding</u>	<u>Estimated Percentage Applicable (1)</u>	<u>Estimated Share of Direct and Overlapping Debt</u>
Direct Debt			
City of Casper	\$ -	100.00%	\$ -
Overlapping Debt			
Natrona County			
Certificates of participation	9,606,373	84.47%	8,114,503
Note payable	97,807	84.47%	82,618
Natrona County School District No. 1			
Capital lease obligations	2,820,725	84.47%	<u>2,382,666</u>
Total direct and overlapping debt			<u>\$ 10,579,787</u>

Note: Overlapping governments are those that coincide, at least in part, with the geographic boundaries of the City. This schedule estimates the portion of the debt of those overlapping governments that is borne by the residents and businesses of the City. This process recognizes that, when considering the City's ability to issue and repay long-term debt, the entire debt burden borne by the residents and businesses should be taken into account. However, this does not imply that every taxpayer is a resident - and therefore responsible for repaying the debt - of each overlapping government.

(1) As the debt is repaid with property taxes, the percentage of overlapping debt applicable is estimated using taxable assessed property values. Applicable percentages were estimated by determining the portion of another governmental unit's taxable assessed value that is within the City's boundaries and dividing it by each unit's total taxable assessed value.

CITY OF CASPER, WYOMING

LEGAL DEBT MARGIN INFORMATION
 Last Ten Fiscal years
 (Unaudited)

	Fiscal Year				
	2002	2003	2004	2005	2006
Debt limit	\$ 8,019,945	\$ 8,643,101	\$ 9,241,049	\$ 10,402,269	\$ 12,715,068
Total net debt applicable to limit	-	-	-	-	-
Legal debt margin	<u>\$ 8,019,945</u>	<u>\$ 8,643,101</u>	<u>\$ 9,241,049</u>	<u>\$ 10,402,269</u>	<u>\$ 12,715,068</u>
Total net debt applicable to limit as a percentage of debt limit	0.00%	0.00%	0.00%	0.00%	0.00%

Fiscal Year				
2007	2008	2009	2010	2011
\$ 14,980,599	\$ 17,033,188	\$ 17,666,756	\$ 16,706,045	\$ 17,005,695
-	-	-	-	-
<u>\$ 14,980,599</u>	<u>\$ 17,033,188</u>	<u>\$ 17,666,756</u>	<u>\$ 16,706,045</u>	<u>\$ 17,005,695</u>
0.00%	0.00%	0.00%	0.00%	0.00%

Legal Debt Margin Calculation for Fiscal Year 2011

	General Obligation Bonds	Sewer Bonds
Assessed valuation	<u>\$ 425,142,367</u>	<u>\$ 425,142,367</u>
Debt limit 4% of assessed valuation	<u>\$ 17,005,695</u>	<u>\$ 17,005,695</u>
Debt applicable to limit:		
Outstanding bonds	-	-
Less amount set aside for repayment of bonds	-	-
Total debt applicable to limit	-	-
Legal debt margin	<u>\$ 17,005,695</u>	<u>\$ 17,005,695</u>

Note: Water bonds have no statutory debt limitations

CITY OF CASPER, WYOMING

DEMOGRAPHIC STATISTICS

Last Ten Fiscal Years

(Unaudited)

Fiscal Year	Population (1)	Personal Income (2)	Per Capita		Completed at	School Enrollment (4)	Unemployment Rate (5)
			Personal Income (2)	Median Age (3)	Least Some College (% of Residents) (3)		
2002	50,024	2,330,223,000	33,768	36.1	Not Available	11,567	3.7%
2003	50,632	2,392,826,000	35,351	36.2	Not Available	11,473	4.1%
2004	51,176	2,495,552,000	38,550	36.4	Not Available	11,565	3.9%
2005	51,688	2,622,340,000	41,462	36.1	Not Available	11,692	3.3%
2006	51,738	3,225,000,000	45,815	37.6	Not Available	11,532	3.1%
2007	52,089	3,493,000,000	49,714	36.7	62.9%	11,408	3.4%
2008	53,003	3,557,000,000	49,526	38.6	59.2%	11,604	2.7%
2009	54,047	3,812,000,000	52,185	38.6	59.2%	11,809	6.2%
2010	54,874	3,975,794,000	53,361	34.2	66.7%	11,950	6.9%
2011	55,316	N/A	N/A	34.2	66.7%	11,565	5.9%

- Source:** (1) U. S. Census Bureau Population Estimates Program
(2) Regional Economic Information System - Bureau of Economic Analysis
(3) Money Magazine Best Place to Live Rankings, www.money.cnn.com
(4) Wyoming Department of Education
(5) Wyoming Department of Employment

N/A: 2011 personal income and per capita data is not available. The schedule will be completed as the information becomes available.

CITY OF CASPER, WYOMING

PRINCIPAL EMPLOYERS (2)
Current Year and Nine Years Ago
(Unaudited)

<u>Industry</u>	2010 (1)		2001	
	Employees	Percentage of Total City Employment	Employees	Percentage of Total City Employment
Total government	5,748	15.14%	5,149	16.14%
Health care	5,541	14.61%	3,934	12.34%
Retail trade	4,761	12.55%	4,372	13.70%
Accommodations	3,527	9.30%	2,643	8.30%
Mining	3,168	8.35%	2,215	6.94%
Construction	2,623	6.91%	1,930	6.05%
Wholesale	2,320	6.12%	2,196	6.88%
Other services	1,701	4.48%	1,256	3.94%
Manufacturing	1,601	4.22%	1,609	5.04%
Professional	1,402	3.70%	1,172	3.67%
Administration and waste services	1,270	3.35%	1,708	5.35%
Transportation, warehousing and utilities	1,050	2.77%	1,082	3.39%
Finance and insurance	1,028	2.71%	888	2.78%
Real estate	864	2.28%	579	1.81%
Information	490	1.29%	587	1.84%
Arts and entertainment	442	1.17%	359	1.13%
Agriculture	130	0.34%	118	0.37%
Educational	122	0.32%	82	0.26%
Management	148	0.39%	22	0.07%
	<u>37,936</u>	<u>100.00%</u>	<u>31,901</u>	<u>100.00%</u>

Source: Bureau of Labor Statistics Quarterly Census of Employment and Wages

Notes: (1) Information for 2011 is not yet available.

(2) Information for principal employers by specific employer is not available. Employees by industry is utilized instead.

CITY OF CASPER, WYOMING

FULL-TIME EQUIVALENT CITY GOVERNMENT EMPLOYEES BY FUNCTION/PROGRAM

Last Nine Fiscal Years (1)

(Unaudited)

Function/Program	Fiscal Year				
	2003	2004	2005	2006	2007
General Government					
Finance, Human Resources, Risk Management	28	27	28	29	27
Judicial and Legal	12	11	12	12	11
City Hall, Buildings & Grounds	13	13	14	14	11
Planning	4	4	4	4	5
Streets, Traffic, Garage	53	51	54	55	56
Central Administration	5	5	5	5	6
Other	21	21	22	22	21
Police					
Officers, Civilians, and PSCC	120	115	121	123	125
Code Enforcement	11	11	11	11	11
Fire (2)					
Firefighters and Officers	73	73	73	73	73
Civilians	2	2	2	2	2
Refuse Collection	15	15	15	16	17
Engineering	13	12	13	13	12
Redevelopment	2	2	2	2	2
Parks and Recreation	129	123	130	133	123
Wastewater & Sewer	21	21	22	22	23
Water & Water Treatment	40	38	40	41	42
Balefill	15	14	15	15	16
Metro Animal Control	10	10	10	11	10
Total	587	568	593	603	593

Source: City Human Resources Department

Notes:

(1) Prior years information is not available. The schedule will be completed as the information becomes available. A full-time employee is scheduled to work 2,080 hours per year. Full-time equivalent employment is calculated by dividing total labor hours by 2,080.

(2) Positions for the Fire Department are reported as authorized positions rather than as full time equivalents.

Fiscal Year			
2008	2009	2010	2011
29	29	28	28
13	14	13	13
14	14	13	12
5	6	7	5
56	56	50	46
7	6	5	5
18	20	17	18
135	143	139	135
12	13	12	12
74	74	74	72
2	2	2	2
18	18	18	18
13	14	14	13
2	2	2	2
157	157	148	138
24	24	22	22
45	45	44	39
20	21	20	20
11	12	12	10
<u>655</u>	<u>670</u>	<u>640</u>	<u>610</u>

CITY OF CASPER, WYOMING

OPERATING INDICATORS BY FUNCTION/PROGRAM

Last Nine Fiscal Years (1)

(Unaudited)

Function/Program	Fiscal Year			
	2003	2004	2005	2006
General Government				
Residential Building Permits Issued	140	176	303	309
Commercial Building Permits Issued	34	35	30	46
Building Inspections Conducted	4,551	5,026	5,857	8,991
Police				
Physical Arrests	3,019	3,355	3,516	3,477
Parking Violations	4,893	5,759	5,728	4,565
Traffic Violations	7,201	6,273	7,541	6,563
Fire				
Emergency Responses	4,101	4,287	4,950	5,117
Fires Extinguished	50	43	55	68
Inspections	1,570	1,586	1,602	1,619
Refuse Collection				
Refuse Collected (Tons Per Year)	N/A	28,046	28,046	27,193
Recyclables Collected (Tons Per Year)	N/A	1,465	3,316	1,377
Other Public Works				
Street Resurfacing (Miles)	N/A	N/A	N/A	17
Potholes Repaired	N/A	248	235	514
Parks and Recreation				
Park Permits Issued	260	245	243	263
Athletic Field Rentals	194	162	133	146
Tennis Court Rentals	48	27	49	41
Leisure Service Memberships Sold	6,055	5,872	5,735	5,762
Water				
New Connections	291	237	294	346
Water Main Breaks	61	41	51	30
Average Daily Consumption (Gallons)	9,570,000	9,180,000	9,010,000	10,860,290
Peak Daily Consumption (Gallons)	26,000,000	26,000,000	24,060,000	29,220,000
Wastewater				
Average Daily Sewage Treatment (Gallons)	7,330,000	6,790,000	6,790,000	6,960,000
Transit				
Total Route Miles	N/A	N/A	N/A	399,461
Passengers	N/A	N/A	N/A	134,930

Sources: Various City Departments

Notes:

(1) Prior years information is not available. The schedule will be completed as the information becomes available.

Fiscal Year				
2007	2008	2009	2010	2011
302	324	133	106	139
37	38	30	26	31
10,838	12,134	10,598	10,615	10,976
3,594	4,264	3,968	3,484	4,782
3,525	3,375	3,693	1,339	4,041
6,839	8,188	7,806	9,021	6,345
5,637	6,170	4,116	4,341	4,732
86	82	254	91	52
1,597	1,774	1,134	1,054	979
32,344	32,275	30,342	32,582	29,781
2,262	1,926	2,199	2,828	2,384
13	15	14	15	26
474	1,650	2,235	2,217	1,710
304	292	303	335	440
156	144	158	117	164
51	66	66	82	135
5,269	6,157	5,745	4,224	4,565
384	382	291	231	193
45	37	24	33	38
9,770,000	9,338,000	9,596,500	8,438,519	9,271,673
28,700,000	28,813,000	26,817,000	23,202,000	25,910,000
7,196,000	7,614,000	7,718,000	7,947,297	7,017,400
409,692	472,797	457,992	477,733	482,076
132,594	161,518	176,220	172,210	186,860

CITY OF CASPER, WYOMING

CAPITAL ASSET STATISTICS BY FUNCTION/PROGRAM

Last Nine Fiscal Years (1)

(Unaudited)

Function/Program	Fiscal Year			
	2003	2004	2005	2006
Police				
Stations	1	1	1	1
Zone Offices	1	1	1	1
Patrol units	33	31	32	34
Fire Stations	5	5	5	5
Refuse Collection				
Residential Collection Trucks	9	9	9	9
Commercial Collection Trucks	-	-	-	-
Other Public Works				
Streets (Lane Miles)	N/A	872	878	904
Streetlights				
• Luminaire	469	469	469	469
• Ornamental	191	191	215	215
Traffic Signals	N/A	995	995	1,001
Parks and Recreation				
Acreage	1,198	1,394	1,394	1,358
Playgrounds	38	38	38	38
Athletic Fields				
• Basketball Courts	8	8	8	8
• Multi-use Fields	33	33	33	33
• Single-use Fields	6	6	6	6
Community Centers	9	9	10	10
Water				
Water Mains (Miles)	325	333	339	348
Fire Hydrants	2,514	2,617	2,695	2,823
Storage Capacity (Gallons)	20,520,000	20,520,000	20,520,000	20,520,000
Wastewater				
Sanitary Sewers (Miles)	254	260	269	278
Treatment Capacity (Gallons)	7,500,000	7,500,000	7,500,000	7,500,000
Transit				
• Minibuses	3	3	4	11
• Large Buses	-	-	3	3

Sources: Various City Departments

Note:

(1) Prior years information is not available. The schedule will be completed as the information becomes available.

Fiscal Year					
2007	2008	2009	2010	2011	
1	1	1	1	1	1
1	1	1	1	1	1
35	37	37	37	37	39
5	5	5	5	5	5
12	11	12	12	12	12
4	4	4	4	4	4
907	936	955	943	953	
469	469	469	469	511	
215	214	214	246	315	
1,001	1,001	1,055	1,074	1,117	
1,368	1,306	1,306	3,299	3,303	
38	39	39	39	40	
8	8	8	8	8	
33	35	32	32	32	
6	6	6	6	6	
10	10	10	10	10	
323	322	325	329	331	
2,813	2,915	2,954	3,131	3,180	
22,900,000	22,900,000	22,900,000	22,900,000	22,900,000	
260	264	266	268	268	
10,000,000	10,000,000	10,000,000	10,000,000	10,000,000	
12	12	14	14	14	
3	3	3	3	3	

This page is intentionally left blank

SINGLE AUDIT SECTION

This page is intentionally left blank

CITY OF CASPER, WYOMING

**SCHEDULE OF EXPENDITURES OF FEDERAL AWARDS
Year Ended June 30, 2011**

<u>Federal Grantor/Pass-Through Grantor Program Title</u>	<u>Federal CFDA Number</u>	<u>Identifying Number/ Pass-Through Grantor's Number</u>	<u>Current Year Expenditures</u>
<u>U.S. Department of Housing and Urban Development</u>			
<i>CDBG - Entitlement Grants Cluster</i>			
Community Development Block Grants/Entitlement Grants	14.218	B-08-MC-56-0001	\$ 16,935
Community Development Block Grants/Entitlement Grants	14.218	B-09-MC-56-0001	452,423
Community Development Block Grants/Entitlement Grants (ARRA)	14.253	B-09-MY-56-0001	19,330
<i>Total CDBG Entitlement Grants Cluster</i>			<u>488,688</u>
Total U.S. Department of Housing and Urban Development			<u>488,688</u>
<u>U.S. Department of the Interior</u>			
Passed through Wyoming Department of State Parks and Cultural Resources, State Historic Preservation Office			
Historic Preservation Fund Grants-In-Aid	15.904	56-11.000000.06	5,140
Total U.S. Department of the Interior			<u>5,140</u>
<u>U.S. Department of Justice</u>			
Community Capacity Development Office	16.595	2009-WS-QX-0008	<u>138,500</u>
<i>JAG Program Cluster</i>			
Direct			
Edward Byrne Memorial Justice Assistance Grant Program	16.738	2008-DJ-BX5019	867
Passed through the Wyoming Department of Criminal Investigation			
Edward Byrne Memorial Justice Assistance Grant Program	16.738	2009-DJ-BX-1186	53,437
Edward Byrne Memorial Justice Assistance Grant Program	16.738	2010-DJ-BX-10523	41,923
			<u>96,227</u>
Passed through the Wyoming Department of Criminal Investigation			
Recovery Act - Edward Byrne Memorial Justice Assistance Grant Program (JAG)/ Grants to States and Territories (ARRA)	16.803	None	<u>83,672</u>
Direct			
Recovery Act - Edward Byrne Memorial Justice Assistance Grant Program (JAG)/ Grants to States and Territories (ARRA)	16.804	2009-SB-B9-1185	15,117
<i>Total JAG Cluster</i>			<u>195,016</u>
Direct			
Congressionally Recommended Awards	16.753	2009-DI-BX-0318	<u>148,454</u>
Total U.S. Department of Justice			<u>481,970</u>

(Continued)

See accompanying notes to schedule of expenditures of federal awards

CITY OF CASPER, WYOMING

SCHEDULE OF EXPENDITURES OF FEDERAL AWARDS (CONTINUED)

Year Ended June 30, 2011

Federal Grantor/Pass-Through Grantor Program Title	Federal CFDA Number	Identifying Number/ Pass-Through Grantor's Number	Current Year Expenditures
<u>U. S. Department of Transportation</u>			
<i>Highway Planning and Construction Cluster</i>			
Passed through the Wyoming Department of Transportation			
Highway Planning and Construction	20.205	None	\$ 370,079
Highway Planning and Construction	20.205	None	307,484
Highway Planning and Construction	20.205	None	6,082
Highway Planning and Construction (ARRA)	20.205	None	127,096
Highway Planning and Construction (ARRA)	20.205	TL9003	190,138
<i>Total Highway Planning and Construction Cluster</i>			<u>1,000,879</u>
<i>Federal Transit Cluster</i>			
Federal Transit Capital Investment Grants (ARRA)	20.500	WY-96-X002-00	133,622
Federal Transit Formula Grants	20.507	WX-90-X047	174,730
Federal Transit Formula Grants	20.507	WX-90-X044	555,167
<i>Total Federal Transit Cluster</i>			<u>863,519</u>
<i>Highway Safety Cluster</i>			
Passed through the Wyoming Department of Transportation			
State and Community Highway Safety	20.600	HSO2010 402	<u>5,079</u>
<i>Total Highway Safety Cluster</i>			<u>5,079</u>
Passed through the Wyoming Department of Transportation			
Alcohol Open Container Requirements	20.607	2010 154-AL	<u>8,156</u>
			<u>8,156</u>
<i>Total U. S. Department of Transportation</i>			<u>1,877,633</u>
<u>U.S. Environmental Protection Agency</u>			
Passed through Wyoming State Loan and Investment Board			
Capitalization Grants for Clean Water State Revolving Funds (ARRA)	66.458	None	321
Capitalization Grants for Clean Water State Revolving Funds (ARRA)	66.458	None	<u>6,059</u>
			<u>6,380</u>
Passed through Wyoming State Loan and Investment Board			
Capitalization Grants for Drinking Water State Revolving Funds (ARRA)	66.468	None	<u>1,659,356</u>
<i>Total U.S. Environmental Protection Agency</i>			<u>1,665,736</u>
<u>U. S. Department of Energy</u>			
Passed through Wyoming Business Council, Business and Industry Division, State Energy Office			
State Energy Program (ARRA)	81.041	None	<u>273,579</u>

(Continued)

See accompanying notes to schedule of expenditures of federal awards

CITY OF CASPER, WYOMING

SCHEDULE OF EXPENDITURES OF FEDERAL AWARDS (CONTINUED)
Year Ended June 30, 2011

Federal Grantor/Pass-Through Grantor Program Title	Federal CFDA Number	Identifying Number/ Pass-Through Grantor's Number	Current Year Expenditures
<u>U. S. Department of Energy (Continued)</u>			
Direct			
Electricity Delivery and Energy Reliability, Research, Development and Analysis (ARRA)	81.122	None	\$ 14,701
Direct			
Energy Efficiency and Conservation Block Grant Program (ARRA) Passed through the Wyoming Business Council	81.128	DE-SC0003281	369,130
Energy Efficiency and Conservation Block Grant Program (ARRA)	81.128	None	102,406
			<u>471,536</u>
Total U.S. Department of Energy			<u>759,816</u>
<u>U. S. Department of Education</u>			
Passed through Natrona County School District, Casper, Wyoming			
Safe and Drug-Free Schools and Communities National Programs	84.184	Q184L070080	1,697
Total U.S. Department of Education			<u>1,697</u>
<u>U. S. Department of Health and Human Services</u>			
Centers for Disease Control and Prevention - Investigations and Technical Assistance			
Total U.S. Department of Health and Human Services	93.283	None	943
			<u>943</u>
<u>U. S. Department of Homeland Security</u>			
<i>Homeland Security Cluster</i>			
Passed through Wyoming Office of Homeland Security			
Homeland Security Grant Program	97.067	09-GDP-CAS-LP-HLE9	72,414
Homeland Security Grant Program	97.067	08-GDP-RR2-RR-HRT8	13,250
Homeland Security Grant Program	97.067	09-GDP-RR2-RR-HRT9	84,069
<i>Total Homeland Security Cluster</i>			<u>169,733</u>
Total U.S. Department of Homeland Security			<u>169,733</u>
Total Expenditures of Federal Awards			<u>\$ 5,451,356</u>

See accompanying notes to schedule of expenditures of federal awards

CITY OF CASPER, WYOMING

NOTES TO SCHEDULE OF EXPENDITURES OF FEDERAL AWARDS

June 30, June 30, 2011

Note 1. Basis of Accounting

The Schedule of Expenditures of Federal Awards is prepared on the modified accrual basis of accounting.

Note 2. Revenues from Wyoming Department of Transportation

To aid in the reconciliation process for subrecipient monitoring purposes, the following schedule represents federal grant revenues received from the Wyoming Department of Transportation on a cash basis of accounting for the year ended June 30, 2011:

<u>Program Title</u>	<u>Federal CFDA Number</u>	<u>Grantor Project Number</u>	<u>Revenue Received</u>
Highway Planning and Construction - FTA	20.205	TL9003	\$ 378,992
Highway Planning and Construction - FTA	20.205	FT09047	564,824
Highway Planning and Construction - FTA	20.205	FT10047	110,843
Highway Planning and Construction - FTA	20.205	SR09012	40,000
State and Community Highway Safety	20.600	HSO2010 402	9,660
Alcohol Open Container Requirements	20.607	2010 154 Alcohol	976
Incentive Grant Program to Increase Motorcyclist Safety	20.612	FY2010-MC02A	5,400

Note 3. Amounts Passed Through to Subrecipients

Federal funds were passed through to the following subrecipients:

<u>Program Title</u>	<u>Federal CFDA Number</u>	<u>Subrecipient</u>	<u>Amount Passed Through</u>
Community Development Block Grants	14.218	Casper Area Transportation Coalition	\$ 78,434
Federal Transit Formula Grants	20.507	Casper Area Transportation Coalition	707,386
Edward Byrne Memorial Justice Assistance Grant	16.738	Natrona County, Wyoming	25,723

Note 4. Loans Outstanding

The City had the following loan balance under federally guaranteed loan programs outstanding at June 30, 2011:

<u>Program Title</u>	<u>Federal CFDA Number</u>	<u>Amount</u>
U. S. Department of Housing and Urban Development Community Development Block Grants - Section 108 Loan Guarantees	14.248	\$ 634,000

This loan is collateralized by property and began amortization in August, 2010.

Note 5. Expenditures in Anticipation of Loans

The City has expended \$429,893 for a project under the Capitalization Grants for Drinking Water State Revolving Funds (ARRA), CFDA # 66.468, as well as \$163,500 for a project under the Capitalization Grants for Clean Water State Revolving Funds (ARRA), CFDA # 66.458, in anticipation of loans from the Wyoming State Land and Investment Board. However, as these loans had not yet been received, these amounts were not considered receivables nor federal expenditures as of and for the year ended June 30, 2011.



REPORT ON INTERNAL CONTROL OVER FINANCIAL REPORTING AND ON COMPLIANCE AND
OTHER MATTERS BASED ON AN AUDIT OF FINANCIAL STATEMENTS PERFORMED IN
ACCORDANCE WITH GOVERNMENT AUDITING STANDARDS

Honorable Mayor, Members of the Council and City Manager
City of Casper, Wyoming

We have audited the financial statements of the governmental activities, the business-type activities, the discretely presented component units, each major fund, and the aggregate remaining fund information of the City of Casper, Wyoming, as of and for the year ended June 30, 2011, which collectively comprise the City of Casper, Wyoming's basic financial statements, and have issued our report thereon dated January 19, 2012. We conducted our audit in accordance with auditing standards generally accepted in the United States of America and the standards applicable to financial audits contained in *Government Auditing Standards*, issued by the Comptroller General of the United States. Other auditors audited the financial statements of the Central Wyoming Regional Water System Joint Powers Board and the Economic Development Joint Powers Board, discretely presented component units of the City as described in our report of the City of Casper, Wyoming's financial statements. This report does not include the results of the other auditors' testing of internal control over financial reporting or compliance and other matters that are reported on separately by those auditors.

Internal Control Over Financial Reporting

Management of the City of Casper, Wyoming is responsible for establishing and maintaining effective internal control over financial reporting. In planning and performing our audit, we considered the City of Casper, Wyoming's internal control over financial reporting as a basis for designing our auditing procedures for the purpose of expressing our opinions on the financial statements, but not for the purpose of expressing an opinion on the effectiveness of the City of Casper, Wyoming's internal control over financial reporting. Accordingly, we do not express an opinion on the effectiveness on the City of Casper, Wyoming's internal control over financial reporting.

A *deficiency in internal control* exists when the design or operation of a control does not allow management or employees, in the normal course of performing their assigned functions, to prevent, or detect and correct misstatements on a timely basis. A *material weakness* is a deficiency, or combination of deficiencies, in internal control, such that there is a reasonable possibility that a material misstatement of the entities financial statements will not be prevented, or detected and corrected on a timely basis.

Our consideration of the internal control over financial reporting was for the limited purpose described in the first paragraph of this section and was not designed to identify all deficiencies in internal control over financial reporting that might be deficiencies, significant deficiencies or material weaknesses. We did not identify any deficiencies in internal control over financial reporting that we consider to be material weaknesses, as defined above.

Compliance and Other Matters

As part of obtaining reasonable assurance about whether the City of Casper, Wyoming's financial statements are free of material misstatement, we performed tests of its compliance with certain provisions of laws, regulations, contracts, and grant agreements, noncompliance with which could have a direct and material effect on the determination of financial statement amounts. However, providing an opinion on compliance with those provisions was not an objective of our audit and, accordingly, we do not express such an opinion. The results of our tests disclosed no instances of noncompliance or other matters that are required to be reported under *Government Auditing Standards*.

We noted certain matters we reported to the management of the City of Casper in a separate letter dated January 19, 2012.

This report is intended solely for the information and use of management, others within the entity, its oversight audit agency and other agencies granting funds to the City of Casper, Wyoming, and is not intended to be and should not be used by anyone other than these specified parties.



Porter, Muirhead, Cornia & Howard
Certified Public Accountants

January 19, 2012



REPORT ON COMPLIANCE WITH REQUIREMENTS THAT COULD HAVE A DIRECT AND MATERIAL EFFECT ON EACH MAJOR PROGRAM AND ON INTERNAL CONTROL OVER COMPLIANCE IN ACCORDANCE WITH OMB CIRCULAR A-133

INDEPENDENT AUDITOR'S REPORT

Honorable Mayor, Members of the Council and City Manager
City of Casper, Wyoming

Compliance

We have audited the City of Casper, Wyoming's compliance with the types of compliance requirements described in the U.S. Office of Management and Budget (OMB) Circular A-133 *Compliance Supplement* that could have a direct and material effect on each of the City of Casper, Wyoming's major federal programs for the year ended June 30, 2011. The City of Casper, Wyoming's major federal programs are identified in the summary of auditor's results section of the accompanying schedule of findings and questioned costs. Compliance with the requirements of laws, regulations, contracts, and grants applicable to each of its major federal programs is the responsibility of the City of Casper, Wyoming's management. Our responsibility is to express an opinion on the City of Casper, Wyoming's compliance based on our audit.

We conducted our audit of compliance in accordance with auditing standards generally accepted in the United States of America; the standards applicable to financial audits contained in *Government Auditing Standards*, issued by the Comptroller General of the United States; and OMB Circular A-133, *Audits of States, Local Governments, and Non-Profit Organizations*. Those standards and OMB Circular A-133 require that we plan and perform the audit to obtain reasonable assurance about whether noncompliance with the types of compliance requirements referred to above that could have a direct and material effect on a major federal program occurred. An audit includes examining, on a test basis, evidence about the City of Casper, Wyoming's compliance with those requirements and performing such other procedures as we considered necessary in the circumstances. We believe that our audit provides a reasonable basis for our opinion. Our audit does not provide a legal determination on the City of Casper, Wyoming's compliance with those requirements.

As described in item FC-2011-1 in the accompanying schedule of findings and questioned costs, the City of Casper, Wyoming did not comply with requirements regarding allowable costs that are applicable to Edward Byrne Memorial Justice Assistance Grants, CFDA 16.738. Compliance with such requirements is necessary, in our opinion, for the City of Casper, Wyoming to comply with the requirements applicable to these programs

In our opinion, except for the noncompliance described in the preceding paragraph, the City of Casper, Wyoming complied, in all material respects, with the requirements referred to above that are applicable to each of its major federal programs for the year ended June 30, 2011.

Internal Control Over Compliance


Management of the City of Casper, Wyoming is responsible for establishing and maintaining effective internal control over compliance with requirements of laws, regulations, contracts, and grants applicable to federal programs. In planning and performing our audit, we considered the City of Casper, Wyoming's internal control over compliance with requirements that could have a direct and material effect on a major federal program to determine the auditing procedures for the purpose of expressing our opinion on compliance and to test and report on internal control over compliance in accordance with OMB Circular A-133, but not for the purpose of expressing an opinion on the effectiveness of the City of Casper, Wyoming's internal control over compliance. Accordingly, we do not express an opinion on the effectiveness of the City of Casper, Wyoming's internal control over compliance.

A *deficiency in internal control over compliance* exists when the design or operation of a control over compliance does not allow management or employees, in the normal course of performing their assigned functions, to prevent, or detect and correct, noncompliance with a type of compliance requirement of a federal program on a timely basis. A *material weakness in internal control over compliance* is a deficiency, or combination of deficiencies, in internal control over compliance, such that there is a reasonable possibility that material noncompliance with a type of compliance requirement of a federal program will not be prevented, or detected and corrected, on a timely basis.

Our consideration of the internal control over compliance was for the limited purpose described in the first paragraph of this section and was not designed to identify all deficiencies in the entity's internal control over compliance that might be deficiencies, significant deficiencies, or material weaknesses. We did not identify any deficiencies in internal control over compliance that we consider to be material weaknesses, as defined above. However, we identified certain deficiencies in internal control over compliance that we consider to be significant deficiencies as described in the accompanying schedule of findings and questioned costs as items SA-2011-1, SA-2011-2, and SA-2011-3. A significant deficiency in internal control over compliance is a deficiency, or a combination of deficiencies, in internal control over compliance with a type of compliance requirement of a federal program that is less severe than a material weakness in internal control over compliance, yet important enough to merit attention by those charged with governance.

The City of Casper, Wyoming's responses to the findings identified in our audit are described in the accompanying schedule of findings and questioned costs. We did not audit the City of Casper, Wyoming's responses and, accordingly, we express no opinion on the responses.

This report is intended for the information of management, others within the entity, its oversight audit agency and other agencies granting funds to the City and is not intended to be and should not be used by anyone other than these specified parties.


Porter, Muirhead, Cornia & Howard
Certified Public Accountants

January 19, 2012

CITY OF CASPER, WYOMING

SCHEDULE OF FINDINGS AND QUESTIONED COSTS
Year Ended June 30, June 30, 2011

Section I - Summary of Auditor's Results

Financial Statements

Type of auditor's report issued	Unqualified
Internal control over financial reporting:	
Material weaknesses identified?	No
Significant deficiencies identified that are not considered to be material weaknesses?	No
Noncompliance material to financial statements noted?	No

Federal Awards

Internal control over major programs	
Material weaknesses identified?	No
Significant deficiencies identified that are not considered to be material weaknesses?	Yes
Type of auditor's report issued on compliance for major programs	Qualified
Any audit findings disclosed that are required to be reported in accordance with section 510 (a) of Circular A-133?	Yes

CITY OF CASPER, WYOMING

SCHEDULE OF FINDINGS AND QUESTIONED COSTS (CONTINUED)
 Year Ended June 30, June 30, 2011

Section I - Summary of Auditor's Results (Continued)

Identification of major programs:

CFDA Numbers	Name of Federal Program or Cluster	
<i>Edward Byrne Memorial Justice Assistance Grant Program Cluster</i>		
16.738	Edward Byrne Memorial Justice Assistance Grant Program	Findings
16.803	Edward Byrne Memorial Justice Assistance Grant Program/ Grants to States and Territories (ARRA)	Findings
16.804	Edward Byrne Memorial Justice Assistance Grant Program/ Grant to Units of Local Governments (ARRA)	No findings
<i>Highway Planning and Construction Cluster</i>		
20.205	Highway Planning and Construction - FTA - Section 5303	No findings
20.205	Highway Planning and Construction - FTA - Section 5303 (ARRA)	No findings
66.468	Capitalization Grants for Drinking Water State Revolving Funds (ARRA)	No findings
81.041	State Energy Program Recovery (ARRA)	No findings
81.128	Energy Efficiency and Conservation Block Grant Program (ARRA)	No findings

Dollar threshold used to distinguish between
 type A and type B programs: \$ 300,000

Auditee qualified as low-risk auditee? No

Section II – Findings Related to the Financial Statement Audit as Required to be Reported in Accordance with Generally Accepted Government Auditing Standards

Significant Deficiencies in Internal Control.

No matters were noted.

Compliance Findings

No matters were noted.

(Continued)

CITY OF CASPER, WYOMING

SCHEDULE OF FINDINGS AND QUESTIONED COSTS (CONTINUED)

Year Ended June 30, June 30, 2011

Section III - Federal Award Findings and Questioned Costs

Significant Deficiencies in Internal Control

SA-2011-1 Allowable Costs/Cost Principles

Federal Program

CFDA 16.803 Edward Byrne Memorial Justice Assistance Grant Program/Grants to States and Territories (ARRA) (component of the JAG Program Cluster)

Criteria

Per OMB Circular A-87, Appendix B, Item 8, section h, where employees are expected to work solely on a single Federal award or cost objective, charges for their salaries and wages will be supported by periodic certifications that the employees worked solely on that program for the period covered by the certification. These certifications will be prepared at least semi-annually and will be signed by the employee or supervisory official having first-hand knowledge of the work performed by the employee.

Condition and Context

No cost certifications were completed for employees who work solely on a single Federal award or cost objective.

Questioned Costs

None

Effect

The grant might have been charged for personnel costs which were applicable to other programs.

Cause

The grant manager was unaware of the specific documentation required to support compensation paid to individuals who work solely on a single Federal award. With the limited number of employees within the department, written documentation was not deemed necessary.

Recommendation

The grant manager should obtain and retain semi-annual payroll certifications for employees who work solely on a single Federal award or cost objective. The grant manager should obtain further grant training to enhance her understanding of the nuances of the responsibilities associated with the various cost circulars and compliance requirements.

Management Response

A solution has been implemented through the use of certification documents. The bi-weekly time sheets are also signed by both the Task Force Officer and the Supervisor, indicating the time is being paid for their specific duties.

(Continued)

CITY OF CASPER, WYOMING

SCHEDULE OF FINDINGS AND QUESTIONED COSTS (CONTINUED)
Year Ended June 30, June 30, 2011

Section III - Federal Award Findings and Questioned Costs (Continued)

Significant Deficiencies in Internal Control (Continued)

SA-2011-2 Suspension and Debarment

Federal Program

CFDA 16.738 Edward Byrne Memorial Justice Assistance Grant (*component of the JAG Program Cluster*)

Criteria

Per OMB guidance in 2 CFR part 180, which implements Executive Orders 12549 and 12689, Debarment and Suspension, non-Federal entities are prohibited from contracting with or making subawards under covered transactions to parties that are suspended or debarred or whose principals are suspended or debarred. "Covered transactions" include those procurement contracts for goods and services awarded under a nonprocurement transaction (e.g., grant or cooperative agreement) that are expected to equal or exceed \$25,000 or meet certain other specified criteria. All nonprocurement transactions (i.e., subawards to subrecipients), irrespective of award amount, are considered covered transactions. When a non-federal entity enters into a covered transaction with an entity at a lower tier, the non-federal entity must verify that the entity is not suspended or debarred or otherwise excluded.

Condition and Context

The City of Casper made a subaward to Natrona County, Wyoming but did not verify the County was not suspended or debarred or otherwise excluded.

Questioned Costs

None

Effect

The City might have made an award to a suspended or debarred party.

Cause

During the process of obtaining the grant, the grant manager erroneously believed the City was acting solely as a fiscal agent for the County; she therefore assumed the City had no further responsibilities associated with grant monies forwarded to the County.

Recommendation

The grant manager should obtain further grant training to enhance her understanding of the nuances of the responsibilities associated with the various cost circulars and compliance requirements. On all occasions when a possible subaward situation arises, a process should be in place to ensure the *Excluded Parties List System* (EPLS) is checked, a certification is collected from the entity, or a clause or condition is added to the covered transaction.

(Continued)

CITY OF CASPER, WYOMING

SCHEDULE OF FINDINGS AND QUESTIONED COSTS (CONTINUED)

Year Ended June 30, June 30, 2011

Section III - Federal Award Findings and Questioned Costs (Continued)

Significant Deficiencies in Internal Control (Continued)

SA-2011-2 Suspension and Debarment (Continued)

Management Response

This grant is a disparate award. It is mandated by the conditions of the grant which agency will receive the disparate funds and in what amount. It would seem to be unnecessary to check the excluded parties list when the conditions of the grant from the government dictate the specific agencies who can receive the funds and in what amount.

SA-2011-3 Subrecipient Monitoring

Federal Program

CFDA 16.738 Edward Byrne Memorial Justice Assistance Grant (*component of the JAG Program Cluster*)

Criteria

Per 31 USC 7502(f)(2)(B), each pass through entity shall monitor the subrecipient's use of Federal awards through site visits, limited scope audits, or other means, and (C), review the audit of a subrecipient as necessary to determine whether prompt and appropriate corrective action has been taken with respect to audit findings pertaining to Federal awards provided to the subrecipient by the pass-through entity.

Condition and Context

The City of Casper made a subaward to Natrona County, Wyoming but did not monitor the County's use of Federal awards; the City did not obtain the audit of Natrona County, Wyoming to determine if there were audit findings to determine if corrective action was necessary.

Questioned Costs

None

Effect

The City would not have been aware if Natrona County had not complied with the requirements applicable to the grant; the City would not have been able to determine whether prompt or appropriate corrective action was taken with respect to audit findings.

Cause

During the process of obtaining the grant, the grant manager erroneously believed the City was acting solely as a fiscal agent for the County; she therefore assumed the City had no further responsibilities associated with grant monies forwarded to the County.

(Continued)

CITY OF CASPER, WYOMING

SCHEDULE OF FINDINGS AND QUESTIONED COSTS (CONTINUED)
Year Ended June 30, June 30, 2011

Section III - Federal Award Findings and Questioned Costs (Continued)

Significant Deficiencies in Internal Control (Continued)

SA-2011-3 Subrecipient Monitoring (Continued)

Recommendation

The grant manager should obtain further grant training to enhance her understanding of the nuances of the responsibilities associated with the various cost circulars and compliance requirements. On all occasions when a possible subaward situation arises, a process should be in place to ensure the City provides the proper information to the subrecipient (program name, identifying numbers, and the Federal requirements which govern such awards). In addition, the City should perform and document monitoring activities throughout the year which may take various forms such as 1) reviewing financial and performance reports submitted by the subrecipient, 2) performing site visits at the subrecipient to review financial and programmatic records and observe operations, and 3) maintain regular contacts with subrecipients and make appropriate inquiries concerning program activities.

Management Response

The Casper Police Department will obtain verification from disparate recipients concerning their purchases or use of the money from the grant awards.

Compliance Findings

FC-2011-1 Activities Allowed or Unallowed

Federal Program

CFDA 16.738 Edward Byrne Memorial Justice Assistance Grant (*component of the JAG Program Cluster*)

Criteria

Per the grant award application, the Casper Police Department stipulated the funds would be utilized for upgrading the existing computer dispatch system by purchasing the Mobile Filed Interview module for the Spillman systems. This add on module would allow for easier and more efficient entry of contacts with citizens into the system. It would also allow for real time use of intelligence gathered as a result of citizen contacts of any kind and could be accessed by other sworn sections of the Casper Police Department to enhance solving of crimes at all levels.

Condition and Context

The City purchased radio batteries rather than the software module stipulated in the grant application when the software module was not available. Radio batteries would maintain the current system, but not enhance the capabilities of the system as described above.

CITY OF CASPER, WYOMING

SCHEDULE OF FINDINGS AND QUESTIONED COSTS (CONTINUED)

Year Ended June 30, June 30, 2011

Section III - Federal Award Findings and Questioned Costs (Continued)

Compliance Findings (Continued)

FC-2011-1 Activities Allowed or Unallowed (Continued)

Questioned Costs

\$16,200

Effect

The radio batteries did not fulfill the intent/goals of the grant to allow for easier and more efficient entry into the system or allow for real time use of intelligence gathered. Monies were expended for activities which were not allowed under the grant.

Cause

The City received another grant under which radio batteries could be purchased; however, specific accounts for this grant had not yet been set up in the accounting system. In order to pay the bill more efficiently, the grant manager coded the expenditure to the grant currently set up in the accounting system. The manager then failed to recode the expenditures to the correct grant once the proper account numbers were established.

Recommendation

Once the grant manager receives notification a grant has been awarded, immediate action should be taken to provide the accounting department with the information necessary to establish accounts for revenues and expenditures associated with the grant. No expenditures should be made with grant funds until the accounting structure is in place. In the event that funds are expended prior to establishment of proper accounts, corrections should be made as soon as proper accounts are established to insure requests for reimbursement are made from the correct grant.

Management Response

The initial intent was for a computer Field Interview Program. This product did not function and was returned. Multiple attempts were made by phone, phone messages and email to re-task the funds. One email was returned indicating the funds could be used for betterment of the department. While this is problematic within the intentions of the grant, good faith efforts were made to provide the necessary documentation for the use of the funds. The portable radio batteries do fit in the guidelines per the email the Casper Police Department received and serve a critical need within the department. The Casper Police Department will implement a tracking sheet from beginning to end on all projects for future and current grant funds to track purchases specific to line items and corresponding grant numbers.

CITY OF CASPER, WYOMING

SUMMARY SCHEDULE OF PRIOR AUDIT FINDINGS
Year Ended June 30, June 30, 2011

Significant Deficiency in Internal Control and Compliance Finding

FA-2010-1 Allowable Costs

Federal Program

CFDA 16.753 Congressionally Recommended Awards

Condition

The City Center public safety training center is located on one of three floors which were being remodeled by the City. Hence, for invoices pertaining to the entire remodeling project, one third of the remodeling costs were to be charged to the grant. On one of forty transactions tested, the Federal program was charged \$12,173, or two thirds of the invoiced amount, rather than \$6,087, one third of the invoiced amount.

Status

Condition has been corrected.

Significant Deficiency in Internal Control

FA-2010-2 Davis Bacon Act

Federal Program

CFDA 16.753 Congressionally Recommended Awards

Condition

The grant manager did not have an internal control system in place to determine that all certified payrolls were submitted to the City by contractors for all weeks in which work was conducted.

Status

Condition has been corrected.